



US008229760B2

(12) **United States Patent**
Hasan et al.

(10) **Patent No.:** **US 8,229,760 B2**
(45) **Date of Patent:** ***Jul. 24, 2012**

(54) **SYSTEM FOR COMMUNICATION OF
HEALTH CARE DATA**

(56) **References Cited**

(75) Inventors: **Malik M. Hasan**, Las Vegas, NV (US);
J. Dominic Wallen, Tucson, AZ (US);
John C. Peterson, Tucson, AZ (US);
Cindy A. Post, Colton, CA (US); **Ralph
A. Korpman**, San Bernardino, CA (US)

(73) Assignee: **HealthTrio LLC**, Centennial, CO (US)

(*) Notice: Subject to any disclaimer, the term of this
patent is extended or adjusted under 35
U.S.C. 154(b) by 0 days.

This patent is subject to a terminal dis-
claimer.

(21) Appl. No.: **12/688,380**

(22) Filed: **Jan. 15, 2010**

(65) **Prior Publication Data**
US 2010/0145732 A1 Jun. 10, 2010

Related U.S. Application Data

(63) Continuation of application No. 11/925,072, filed on
Oct. 26, 2007, now Pat. No. 7,664,660, which is a
continuation of application No. 10/381,158, filed as
application No. PCT/US01/42618 on Oct. 11, 2001,
now Pat. No. 7,720,691.

(60) Provisional application No. 60/239,860, filed on Oct.
11, 2000.

(51) **Int. Cl.**
G06Q 10/00 (2012.01)

(52) **U.S. Cl.** **705/2; 705/3; 705/4**

(58) **Field of Classification Search** **705/2-3**
See application file for complete search history.

U.S. PATENT DOCUMENTS

4,491,725	A *	1/1985	Pritchard	705/2
5,557,514	A	9/1996	Seare et al.	
5,664,109	A *	9/1997	Johnson et al.	705/2
5,737,539	A *	4/1998	Edelson et al.	705/3
5,845,255	A	12/1998	Mayaud	
5,924,073	A *	7/1999	Tyuluman et al.	705/2
6,190,313	B1 *	2/2001	Hinkle	600/300
6,208,973	B1 *	3/2001	Boyer et al.	705/2
6,266,675	B1 *	7/2001	Evans et al.	1/1
6,353,817	B1	3/2002	Jacobs et al.	

(Continued)

OTHER PUBLICATIONS

Greg Cooper's e-mail to the Office, dated Apr. 19, 2012.*

(Continued)

Primary Examiner — Robert Morgan

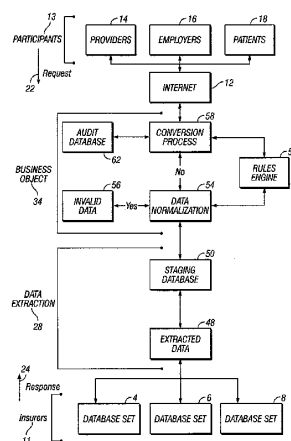
Assistant Examiner — Michael Fuelling

(74) *Attorney, Agent, or Firm* — Barnes & Thornburg LLP

(57) **ABSTRACT**

A computer system configured to extract and integrate health care data from a plurality of health care payors. The computer system includes a computer configured to communicate with payor computer systems from two or more payors. The computer is also configured to receive health care data of a type related to claims information. A staging database is in communication with the computer and configured to receive the claims information from each of the payor computer systems. The claims information is converted into a normalized format by a normalization system. A rules engine of the normalization system establishes the predefined format, predetermines how each of the plurality of health care data is to appear in its respective field, and remodels any of the health care data that is not expressed as predetermined by the normalized format into the normalized format. Normalized data expressing information having the same meaning will be expressed in the same format.

15 Claims, 4 Drawing Sheets



US 8,229,760 B2

Page 2

U.S. PATENT DOCUMENTS

6,453,297	B1	9/2002	Burks et al.	
6,475,143	B2	11/2002	Iliff	
7,353,238	B1 *	4/2008	Gliklich	1/1
7,720,691	B2 *	5/2010	Hasan et al.	705/2
8,073,710	B2 *	12/2011	Hasan et al.	705/2
2001/0032099	A1	10/2001	Joao	
2004/0073460	A1	4/2004	Erwin	
2005/0234740	A1	10/2005	Krishnan et al.	
2005/0288964	A1	12/2005	Lutzen et al.	
2006/0064320	A1	3/2006	Postrel	
2008/0052124	A1	2/2008	Goodman et al.	
2010/0042440	A1	2/2010	Joao	

OTHER PUBLICATIONS

Attachment to Greg Cooper's e-mail to the Office, dated Apr. 19, 2012. *

Amended Notice of Opposition to Grant of Patent; 2 pages.

Second Amended Statement of Case; 19 pages.

Declaration Bowden; dated Nov. 2010; 123 pages.

Declaration Cowie; dated Oct. 19, 2010; 2 pages.

Declaration Desai No. 1; dated Mar. 12, 2010; with Exhibits SD-1 to SD-5; 43 pages.

Declaration Desai No. 2; dated May 10, 2010; 5 pages.

Declaration Faull; dated Oct. 21, 2010; with Exhibit KF1; 15 pages.

Declaration Hasan; dated May 7, 2010; 2 pages.

Declaration McKenzie; dated Oct. 28, 2010; 2 pages.

Declaration Parry No. 4; dated Nov. 2, 2010; with Exhibits DTP16 to DTP21; 74 pages.

Declaration Prib; dated May 11, 2010; 10 pages.

Desai No. 2 Exhibit Exhibit SD-6; dated May 10, 2010; 44 pages.

Amended Notice of Opposition (MOH); 2 pages.

Second Amended Statement of Case (MOH); 19 pages.

Oakes Exhibit E1; SolNet ACC version 1.4; Functional Specification for Phase 1 Electronic Messaging Gateway Baseline Deployment; dated Jun. 16, 2000; 62 pages.

Oakes Exhibit E2; EMG Functional Specification; Microsoft Internet Explorer 5; dated Jun. 16, 2000; 38 pages.

Oakes Exhibit E3; EMG Functional Specification; dated Jun. 16, 2000; 43 pages.

Oakes Exhibit F; SolNet ACC Version 1.0 EMG Administration Guide for ACC45 eClaims; dated Jun. 28, 2000; 33 pages.

Oakes Exhibit G; Electronic Messaging Gateway Electronic ACC45 Claims, Business Technology Operations Procedures; dated Jun. 2000; 42 pages.

Oakes Exhibit H; SolNet ACC Version 1.0 User Guide for ACC45 eClaims; dated Jun. 7, 2000; 40 pages.

Oakes Exhibit I; SolNet Professional Services; EMG Functional Specification; dated Jun. 16, 2000; 33 pages.

Oakes Exhibit J; ACC Injury Claim Form; 8 pages.

Parry No. 1 Exhibits DTP1 to DTP9; Curriculum Vitae of David Parry; 111 pages.

Parry No. 2 Exhibits DTP10 to DTP14; 49 pages.

Prib Exhibit JPP-1; Personal Data; dated May 11, 2010; 4 pages.

Prib Exhibit JPP-2, dated May 11, 2010; High Court Amendment Rules 2002; 2 pages.

Prib Exhibit JPP-3, dated May 11, 2010; Corrected Version WO 2002/031738 A1; 44 pages.

Prib Exhibit JPP-4; dated May 11, 2010; The Relational Model for Database Management; 24 pages.

Prib Exhibit JPP-5; dated May 11, 2010; An Introduction to Database Systems; 33 pages.

Koch/Loney; Oracle8: The Complete Reference; 155 pages.

International Search Report; Jun. 22, 2011.

Office Action dated Jun. 20, 2007.

Response dated Aug. 10, 2007 to Jun. 20, 2007 Office Action.

Office Action dated Dec. 7, 2007.

Response dated Jun. 6, 2008 to Dec. 7, 2007 Office Action.

Supplemental Amendment dated Aug. 12, 2008.

New Zealand Decision of Assistant of Commissioner of Patents.

Tom Pullar-Strecker; US attacks computer patents; Fairfax NZ News; Stuff.co.nz; <http://www.stuff.co.nz/business/world/6723386/US-attacks-computer-patents>.

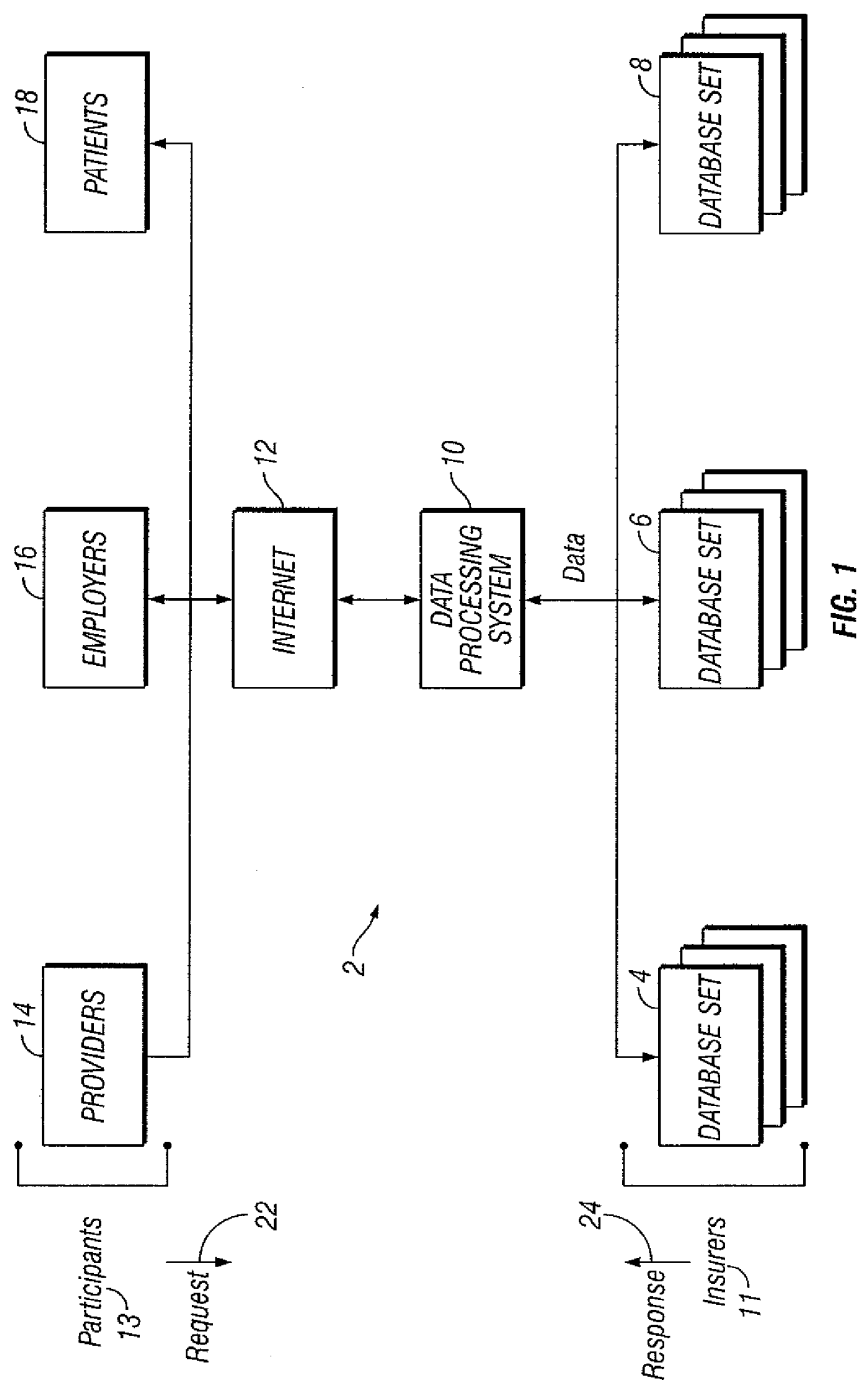
* cited by examiner

U.S. Patent

Jul. 24, 2012

Sheet 1 of 4

US 8,229,760 B2



EX. G, p. 3

U.S. Patent

Jul. 24, 2012

Sheet 2 of 4

US 8,229,760 B2

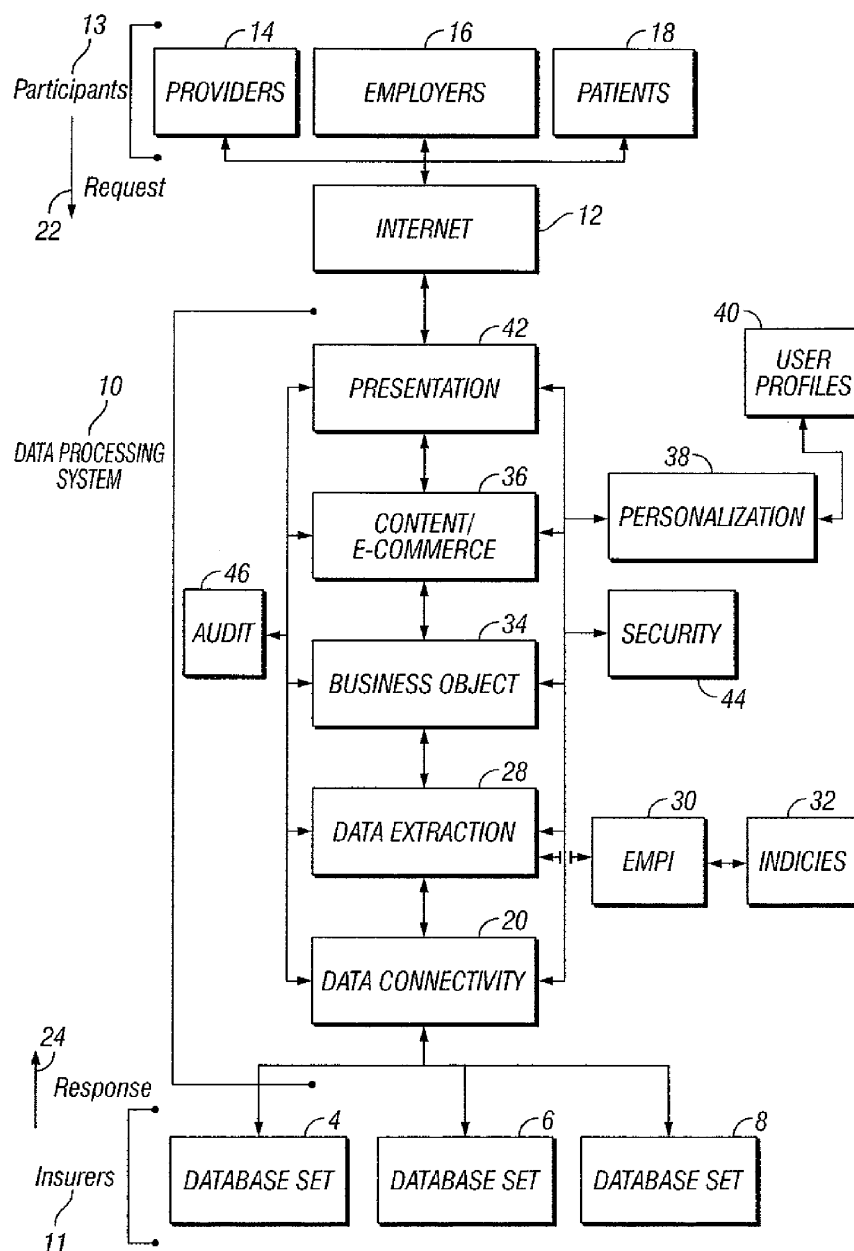


FIG. 2

U.S. Patent

Jul. 24, 2012

Sheet 3 of 4

US 8,229,760 B2

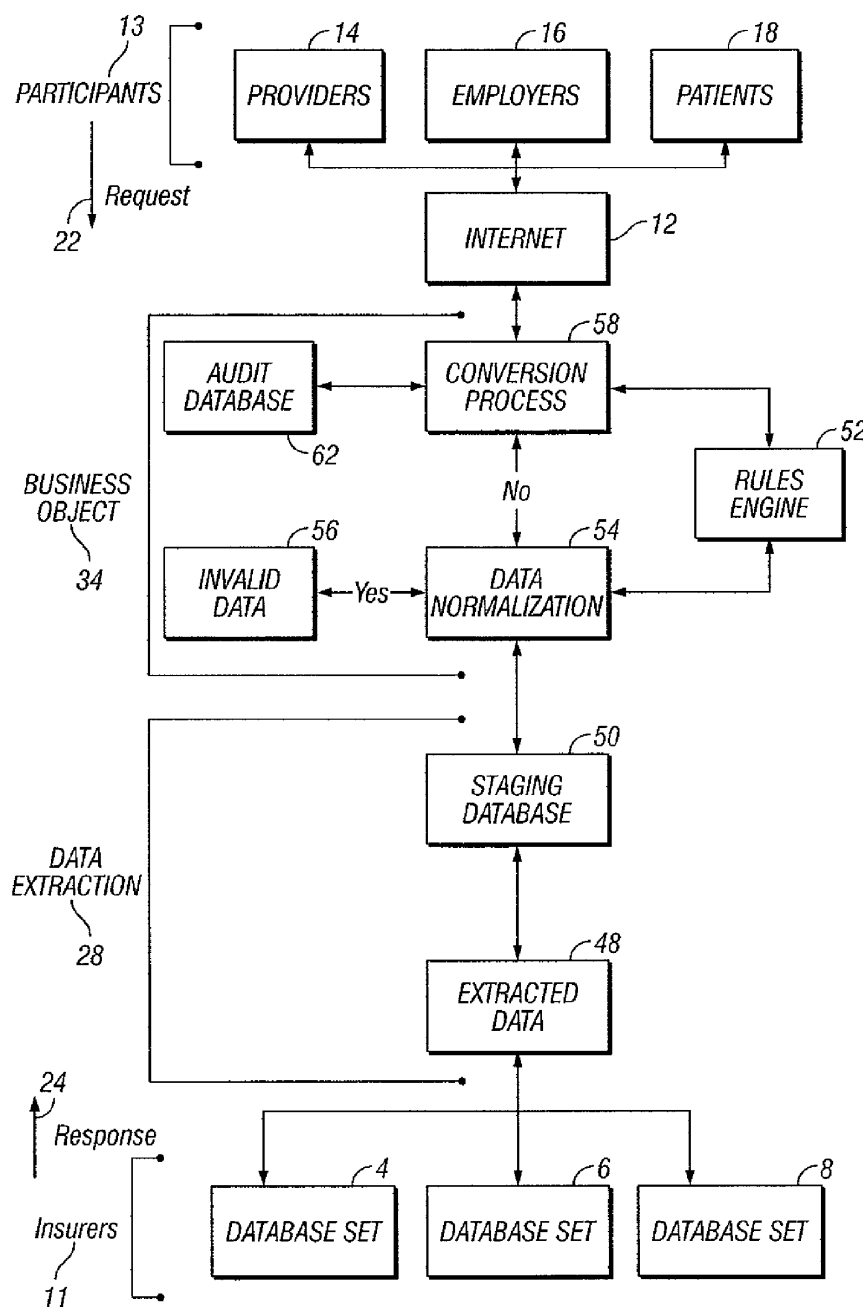


FIG. 3

U.S. Patent

Jul. 24, 2012

Sheet 4 of 4

US 8,229,760 B2

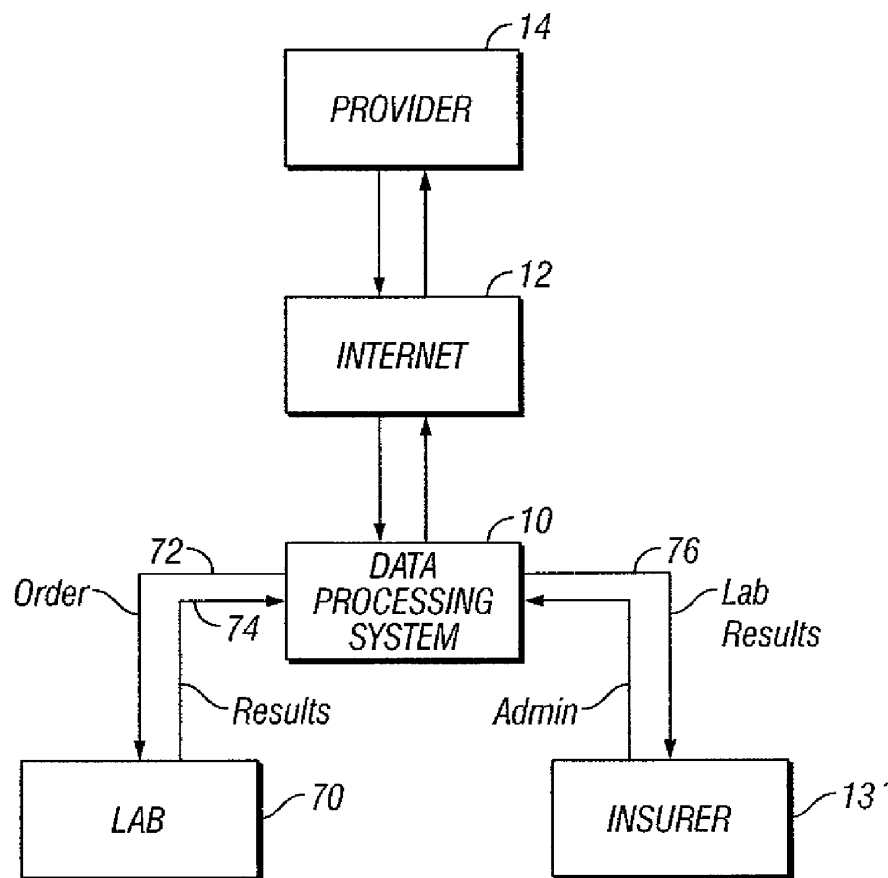


FIG. 4

US 8,229,760 B2

1

SYSTEM FOR COMMUNICATION OF HEALTH CARE DATA

RELATED APPLICATION

The present application is a continuation application of and claims priority to U.S. patent application Ser. No. 11/925, 072, filed Oct. 26, 2007, now U.S. Pat. No. 7,664,660 entitled "System for Communication of Health Care Data," which claims priority to U.S. patent application Ser. No. 10/381,158 filed Mar. 21, 2003, now U.S. Pat. No. 7,720,691 entitled "System for Communication of Health Care Data" which claims priority to PCT Application No. PCT/US01/42618 filed Oct. 11, 2001, entitled "System for Communication of Health Care Data" which claims priority to U.S. Provisional Patent Application Ser. No. 60/239,860, filed Oct. 11, 2000, entitled "Apparatus and Method for Establishing Connectivity." To the extent not included below, the subject matter disclosed in this application is hereby expressly incorporated into the present application.

FIELD OF THE INVENTION

The present invention relates generally to a computerized system that establishes connectivity between interested parties in the health care industry for the administration of health care services. More particularly, the present invention relates to a system for the normalization of health care data of various formats and exchanging the data in normalized form between insurers and participants, such as providers, patients, and employers.

BACKGROUND AND SUMMARY

Health care can be defined as an information industry; most of the time and money spent in procuring and delivering health care is spent creating, retrieving, or using information. Expenditures on health care information technology support, for example, have increased from about one billion dollars in 1990 to a projected \$20 billion in 2000. Yet, even with these investments, it is believed that almost half of all current health care expenditures continue to be for non-patient care activities; a major share of which is for non-automated information support.

Resources having to be directed to non-patient care activities have been endemic in the health care industry since the 1960's. During the 1990's, however, with the demise of Medicare Cost Reimbursement and the rise of managed care, there has been a major shift in attitude and focus among both physicians and patients. New rules now govern the delivery of medical care and the payment for such care. Whether via preferred provider arrangements, capitation arrangements of endless variety, case management, or "best practice" enforcement, determining what care is allowed, what will be paid by whom, and making sure that the appropriate information is submitted to ensure that the process works are now consuming a major share of both time and financial resources of insurers, providers, and patients.

Health care participants, like providers and employers, regularly deal with a number of health care plans from various health insurers. These participants, however, can only obtain information from the insurance companies in limited ways, often making the acquisition of such information quite burdensome. Participants usually only have the telephone, fax, or letter available as a means of communication with the insurers.

2

Particularly vexing is the timely availability of information from insurers regarding financial transactions, such as eligibility, claims, and benefits, and basic patient-related information, such as medical tests and prescriptions. For example, a provider may seek information from an insurer via a submission form or telephone call to that insurer. In many cases, however, such information is sought or received after the care has been delivered and the patient has left the provider's office. This may result in the delivery of services that are not authorized or covered by the patient's insurer, or may result in other consequences that might impact the type or cost of the services provided.

Another reason for these difficulties is the recent expansion of the "payor" community. At one time, payors consisted of the government (both federal and state) and large insurance companies. Now, a complex array of self-insured plans, IDN's, IPA's, and PPO's, undertaking full or partial capitation, insurance carve-outs, and the like have radically increased the number of users of, and the need for, current information regarding insureds. Most of these entities, both small and large, do spend considerable sums on information systems. Yet, because of the extent of manual processing that exists despite these systems, costs per claim remain substantial.

In addition, payors incur the wrath of their providers and patients by designing complex rules that are difficult or perceived as impossible to administer or follow. Though contrary to this perception, payors do have an interest in providing timely information to providers, patients, employers, and other participants. Still, a significant percentage of a provider's claims are rejected often because they do not comply with all of the rules. These claims require resubmission, telephone calls, and other expensive manual interventions. The dollar costs for this current processing scheme are high. In fact, an entire clearinghouse industry has been developed to provide eligibility (but not benefits) verification services to providers for a fee. Many of the requested verifications, however, cannot be performed at all by such clearinghouses, and those that are performed are often unacceptably cumbersome and, thus, too expensive.

Referral authorizations are often even more complex than claims and such authorization services are generally not available via traditional clearinghouses. Each time a provider writes a prescription, for example, it is written against a formulary specific to that patient's health care plan established by their insurer. Because there are so many formularies, drug prescriptions, too, are often rejected for payment, causing additional work for both the provider and the patient. Similarly, medical tests must be sent to laboratories contracted to support a particular plan, and are reimbursed only when matching complex medical necessity rules.

Many providers do have practice management systems that track encounters and manage billing. None of these systems, however, have the sophistication to accomplish the task of providing all of the information from all the various health insurers in such a cogent form that can be useful to the provider.

Not only providers, but patients, too, spend a majority of their time interacting with the health care system engaged in non-health care activities. This "wasted" time is virtually all related to scheduling appropriate interventions, to waiting for information or services, or to obtaining authorization, reimbursement, or other information for desired or required health care.

The internet has emerged as a major source of health care information for the public. A substantial portion of internet users use it for health care information or management. Spe-

US 8,229,760 B2

3

cifically, patients search the internet for medical information and answers related to their area of concern. In fact, it is becoming common for a patient to enter a physician's office armed with printouts and long lists of questions and recommendations from web pages on the internet.

Unfortunately, even with the connectivity the internet provides, information exchange between insurers and patients is lacking. Most of the information available to patients from their insurer is on an automated basis from databases related to either general health care literature or to specific normality support groups. A critical aspect of the patient's health care program, however, is not only knowledge of the normality or support groups, but also what their insurer's health care plan provides as treatment options for that normality, eligibility information, referral authorization, claim submission and payment, testing, and medications. As discussed, these functionalities are too complicated for the current system to handle in an automated environment. Personally-referenced information linked to an individual patient's provider and health care plan is generally unavailable, because that data exists in several databases often each in a different, incompatible format, requiring human intervention to extract and process the data. The patient's current solution is, thus, an endless number of telephone calls at a high cost in dollars, time, and frustration.

A reason for such incompatibility is that each database served the individual needs of those using the data before such a time when connectivity between databases was a consideration. The consequence of having different databases of different formats is that it is not possible to provide a central repository of homogenized data readable by any variety of computers. It is this incompatibility that prevents wide spread connectivity between insurers and participants.

Transliterating and interfacing programs are known in the art. Programs that take data in one format can be translated and read by a computer of a different format. Such transliterating, however, only shifts data from a field of an incompatible format to a target field of a new format. It cannot determine whether the data of the incompatible format is being transferred to the correct target field. Normalization or remodeling of the data not only transfers the data, but also determines the meaning of the data and puts that data in the correct field.

It would, therefore, be beneficial to provide a system with which insurers may communicate with providers, patients, etc., to provide information about a particular health care plan either before or contemporaneously with the patient's visit to the provider, regardless the lack of compatibility of the databases. It would be further beneficial if this system of communication spanned a variety of insurers so the provider, for example, may communicate with any plan in which the patient participates. It would also be beneficial for providers to have an automated system of determining eligibility and benefits, receiving authorizations and pre-certifications, submitting claims, obtaining reimbursements, and adjudicating claim problems through the normalization of data of the incompatible databases.

Accordingly, an illustrative embodiment of the present disclosure provides an apparatus for communicating health care data from a sender to a receiver. The apparatus comprises a first computer system, a second computer system, and a rules engine. The first computer system having health care data stored therein. The second computer system is in operable communication with, and is configured to extract the health care data from the first computer system. The rules engine normalizes the extracted health care data to a predefined format. The rules engine defines a plurality of health

4

care data fields in the predefined format, as well as a plurality of relationships between fields of normalized data.

Further embodiments may include the first computer being a plurality of computers each having portions of the health care data stored thereon. The apparatus may also comprise a third computer system, in operable communication with, and configured to receive the normalized data from, the second computer system. The rules engine may determine whether the third computer is authorized to receive the health care data.

Another illustrative embodiment provides a method for communicating health care data from one computer system to another. The method comprises the steps of storing health care data in a first computer system; extracting health care data from the first computer system and communicating the extracted data to a second computer system; normalizing the extracted data to a predefined format in accordance with a rules engine that defines a plurality of health care data fields in the predefined format and a plurality of relationships between fields of normalized data; and communicating the normalized data to a third computer system.

Further embodiments of the illustrative method may include the first computer system comprising a plurality of computers, wherein the storing step includes storing health care data in more than one of said computers. Also, the third computer system comprises a plurality of computers. The health care data exists across a plurality of databases such that each of the plurality of databases is in operable communication with the second computer system.

Another illustrative embodiment provides a system of exchanging health care data between a sender and a receiver. The system comprises a sender computer, an intermediary computer, a rules engine and a receiver computer. The sender computer stores the health care data. The intermediary computer is in operable communication with the sender computer and is configured to extract the health care data. The extracted data is normalized to a predefined format, creating normalized data pursuant to a rules engine. The rules engine defines each field of the health care data and converts each field to a corresponding field in the predefined format. The rules engine also defines how the normalized data should relate to each other pursuant to predetermined instructions. The receiver computer is in operable communication with the intermediary computer. The receiver computer receives the normalized data subjected to the second rules engine.

Further embodiments may include the sender computer being a plurality of computers each having portions of the health care data stored thereon. The rules engine may determine whether the receiver computer is authorized to receive the health care data. When the receiver is a health care provider, the normalized data exchanged between the sender and receiver may be chosen from a group comprising eligibility/benefit display, member roster, claim submission, provider lookup, formulary lookup, diagnosis code lookup, procedure code lookup, access health plan information online, communicate with a health plan on-line, communicate with patients on-line, patient-centric view of data across several health plans, order generation and tracking, results review and release, result printing, prescription writing, medication profile for each patient, access to patient's personal health record based on patient approval, personalized medical and health care content integration, both context-specific and on demand, e-commerce integration: office, medical and health-related product awareness and buying capabilities, email, practice management system subscription, support disease management, and physician credentialing subscription. When the receiver is an employer, the normalized data

US 8,229,760 B2

5

exchanged between the sender and receiver is chosen from a group comprising group eligibility, group enrollment, enrollment changes, formulary lookup, e-commerce integration, access from health plan web site or direct access via URL, personalized content integration, both context-specific and on demand, e-commerce integration and health care-related product awareness and buying capabilities.

When the receiver is a patient, the normalized data exchanged between the sender and receiver is chosen from a group comprising identification card requests, address changes, provider directory inquiries, personalized health information based on an interest profile, diagnosis information, relevant articles and patient education materials, communications from health care providers and health care plans, lab and radiology results, scheduled appointments with a health care provider, prescription refills, personal health records, eligibility/benefit information, claim information, referral and authorization information and status, provider lookup, family history, medication profile and formulary lookup.

Another illustrative embodiment of the present invention provides a system of normalizing health care data for transfer between an insurer and a participant. The system comprises an insurer system, an intermediary system, and a participant system. The insurer system is configured to maintain at least one database comprising the health care data. The intermediary system is operatively connected to the insurer system and to the database, configured to extract the health care data from the database of the insurer system, and store the health care data in a staging database as extracted data. The extracted data is normalized to a predefined format, creating normalized data pursuant to a rules engine that defines each field of the extracted data in the predefined format. The rules engine also defines how the normalized data relates to each other pursuant to predetermined instructions. The participant system is in operable communication with the intermediary system, and is configured to receive the normalized data subject to the rules engine.

Further embodiments of the illustrative system may include the at least one database being a plurality of databases, such that the intermediary system is operatively connected to the plurality of databases. In addition, the participant system may transmit a request that is sent to the intermediary system that determines which health care data is to be extracted and normalized in order to respond to the request. The participant system may also transmit the request, and the intermediary system may transmit the normalized data over the internet. The rules engine may define the relationships among the normalized data pursuant to predetermined instructions to determine a response to the request. The intermediary system may also comprise an error data system that removes extracted data identified as invalid when the extracted data is normalized. The extracted data identified as invalid is then corrected, reintroduced, and is normalized. The intermediary system may further comprise an audit database to track the activity of the intermediary system.

Another illustrative embodiment of the present invention provides a system of health care management of medical testing administration between an insurer, a medical laboratory, and at least one health care participant. The system comprises a participant computer, an insurer processing system, a rules database, and a laboratory computer. A medical test request is made at the participant computer pursuant to a first predetermined format. The insurer processing system is operatively coupled to the participant's computer, and is through which the medical request is transferred. The processing system is operatively coupled to the rules database to

6

approve the medical test request pursuant to predetermined criteria. The laboratory computer is operatively coupled to the processing system and receives the medical test request if approved by the rules engine. Results of the medical test are transmitted from the laboratory computer to the processing system. The results are further transmitted to an insurer computer that is operatively coupled to the laboratory computer and to participant's computer.

Further embodiments of the illustrative system may include the processing system converting the results of the medical test to a second predetermined format readable by a database stored on the insurer computer. In addition, at least one health care participant may be chosen from a group comprising from a health care provider, an employer, and a patient. Furthermore, the medical test request and the results of the medical test may be transmitted through the internet.

Additional features and advantages of the system will become apparent to those skilled in the art upon consideration of the following detailed descriptions exemplifying the best mode of carrying out the system as presently perceived.

BRIEF DESCRIPTION OF THE DRAWINGS

The illustrative system will be described hereinafter with reference to the attached drawings which are given as non-limiting examples only, in which:

FIG. 1 is a diagrammatic view of a system for normalization of health care data and the exchange of same between several health care insurers and various health care participants;

FIG. 2 is a diagrammatic view of the data processing system for the system of normalization shown in FIG. 1;

FIG. 3 is a diagrammatic view of the data extraction and business object sub-systems for the system of normalization shown in FIG. 1; and

FIG. 4 is a diagrammatic view of a system of health care management for medical testing between health care insurers and participants.

Corresponding reference characters indicate corresponding parts throughout the several views. The exemplification set out herein illustrates an embodiment of the invention, and such exemplification is not to be construed as limiting the scope of the invention in any manner.

DETAILED DESCRIPTION OF THE DRAWINGS

An illustrative embodiment of the invention, such as that shown in FIG. 1, comprises a system 2 which includes a plurality of database sets 4, 6, 8 offered by a variety of insurers 11. It is appreciated that each health care database set 4, 6, and 8 represents an insurer's database processing system or series of processing systems and databases. For example, database sets 4, 6, or 8 may each represent a conventional computer system, a server, a local area network (LAN), a legacy, or other computer system storing one or more databases. It is contemplated that to transmit data, either the system as it exists is capable of doing so, or a system is added to either database sets 4, 6, or 8 to perform this function. It is further contemplated that each of database sets 4, 6, 8 may represent a single database or a plurality of databases, each of which may be of any variety of database formats or languages.

For the purposes of this application, it is contemplated that reference to the term "insurer," as used herein for insurers 11, is for illustrative purposes only. Such a term includes health insurance companies, but also includes health maintenance organizations, self-insured entities, disease management

US 8,229,760 B2

7

organizations, capitated health care providers, Medicare agencies, as well as any other organization that might store or manage health care data. The term "insurer" is not to be construed as being limited in scope to only health insurance companies or other "payers."

Conventionally, health care data is stored on an insurers' computer or series of computers in several databases, each of which often being in a unique format, with each database format being incompatible with other database formats. For example, one insurer may have their health care data stored in one format, and a second insurer may have their health care-related data stored in a second format that is not compatible with the one format. Additionally, and more problematic is that, even within the same insurer's 11 system, eligibility data, for example, may exist in a database of one particular format, developed to suit the needs of its users at the time, whereas, the claims data, for example, may be stored in another database in a format that suits the needs of those users, but with its format being incompatible with the format of the eligibility data. In either example, it is contemplated that in the present invention, health care data of any format is normalized into a common format, and distributed through a common network, like internet 12, to a health care participant 13, who uses the normalized data to conduct health care-related transactions and tasks. It is further contemplated, and to be discussed further herein, that various levels of access and security can be provided to assure that those participants 13 accessing the normalized data are authorized to access only that data predetermined as necessary and appropriate for their particular use or need.

As FIG. 1 shows, data from each database set 4, 6, 8 can be transmitted to a data processing system 10 that normalizes the data into a format readable by particular health care participants 13. More specifically, the data is transmitted over the internet 12, which is operatively connected to and read by participants' 13 computer(s) or terminal(s). Such participants 13 illustratively include providers 14, employers 16, and patients 18, or any combination thereof. It is contemplated that participants 13 can further include any other interested party that can request data or information from an insurer, including other insurers and disease management organizations, for example.

It is contemplated that the transmission of data from database sets 4, 6, or 8 is initiated by any of the participants 13 submitting a request 22 through a computer or computers. Request 22 is transmitted through the Internet 12 to data processing system 10 which retrieves the appropriate data from the appropriate database set or sets of either 4, 6, or 8. That data is normalized to a common format, at which point a response 24 to the request 22 is made. For example, a health care provider 14 may place a request 22 on behalf of an insured to authorize payment for a medical procedure. In this example, it is presumed that the data required to formulate a response 24 exists collectively on eligibility, benefits, and claims databases that illustratively exist on database set 4. Data processing system 10, in order to prepare a response 24, determines and extracts which data is necessary from the databases. System 10 then normalizes the data into a homogeneous format, and then determines what the nature of the response should be. In this example, response 24 should be to either authorize or deny payment for the medical procedure. System 10 uses the normalized data to determine the response, which is then transmitted to provider 14, thus, completing the transaction. It is contemplated that system 2 may comprise any number of insurers 11 or participants 13. Specifically, data processing system 10, as will be discussed further herein, is able to connect and manage transactions

8

between a single or plurality of participants 13 with any insurer or plurality of insurers 11.

It is further contemplated that system 2 will provide health care participants 13 with a variety of health care transaction options referred to generally in the form of requests 22 and responses 24 between participants 13 and insurers 11. Examples of transactions available to health care providers 14 are: eligibility/benefit display, member roster, claim submission, provider lookup, formulary lookup, diagnosis code lookup, procedure code lookup, access health plan information online, communicate with a health plan on-line, communicate with patients on-line, patient-centric view of data across several health plans, order generation and tracking, results review and release, result printing, prescription writing, medication profile for each patient, access to patient's personal health record based on patient approval, personalized medical and health care content integration, both context-specific and on demand, e-commerce integration: office, medical and health-related product awareness and buying capabilities, email, practice management system subscription, support disease management, and physician credentialing subscription.

As further example, the following are specific records and fields for health care transactions between providers 14 and insurers 11 that utilize normalized data:

Record: Summary

Fields:

Activity for (date)

Referrals

Claims

Test Results

Members

Update State for Americas Health

Benefit Records

Claim Records

Patient Records

Provider Records

New Just For You

Record: Eligibility

Fields:

Today's Patients

Patient Search

Sex

Coordination of benefits

Medicare data

Add to patient list

Name

From Date

To Date

Birth date

Member ID

Relation

PCP

Address

City

State

Zip

Current Benefit

Group

Carrier

Benefit Plan

Record: Claim Status

Fields:

Patient Name

From Date

To Date

Claim Number

US 8,229,760 B2

9

10

Status	Zip
Provider Name	Patient's Phone
Patient Name	Birth date
Member Number	Gender
Billed Amount	5 Relationship to Insured
Patient Responsibility	Marital Status
Paid Amount	Patient Employment Status
Date of Service	Condition Related to Job
Record: Claim Detail	Con. Rel. to Auto Accident
Fields:	10 Cond. Rel. to Other Accident
Member	Insured's Last Name
Provider	First Name
Diagnosis	Middle Name
Description	Gender
Line number	15 Birth date
DOS	Insured's Address 1
CPT	Address 2
Description	City
Modifier	State
Location	20 Zip
Units	Phone
Status	Insured's Group or FECA Number
Billed	Insured's Employer/School
Allowed	Insured's Insurance Name
Copay	25 Referring Physician Name
Coinurance	Referring Physician ID
Deductible	Outside lab
Paid	Outside Lab Charges
Totals	Medicaid Resub Code
Record: Explanation of Payments	30 Medicaid Orig.
Fields:	Prior Auth. Number
Line Number	Diag Codes
Status Description	Item
Explanation	Date From
Check/Date	35 Date To
Record: Select Specialist	Place
Fields:	Type
Address	Procedure
City, State, Zip	Mod1
Handicap Access	40 Mod2
Office Hours	DX Ind.
Contact	Charges
Phone	Days/Units
Fax Phone	Patient
Phone After Hours	45 Provider
Sex	From Date
Birth Date	To Date
Specialty	Diagnosis 1
Second Specialty	Diagnosis 2
Accept Patient	50 Diagnosis 3
Primary Care	Diagnosis 4
Board Cert	Procedure Line
Languages	CPT
Hospitals	Description
Hospital Privileges	55 Amount
Networks	Dx pointer
Record: Add Claims	Other Errors
Fields:	Total Amount
Health Insurance	Billed
Insured's ID Number	60 Allowed Amount
Patient Last Name	Copay Amount
First Name	Withheld Amount
Middle Name	Writeoff Amount
Patient's Address 1	Predicted Payment
Address 2	65 Record: Referral Status
City	Fields:
State	Referral Number

US 8,229,760 B2

11

Patient (Member ID)
 Valid from (months)
 Referred by
 Referred to
 Patient List
 Referred by
 Referred to
 Referral Number
 Status
 Record: Add Referrals
 Fields:
 Today's Patients
 Patient Search
 Specialists
 Specialist Search
 Providers
 Diagnosis
 Patient
 Specialists
 Provider
 Diagnosis
 Start Date
 Months Valid
 Visits Requested
 Reason
 Record: Procedure and Diagnosis Data
 Fields:
 Diag Number
 Diagnosis Name
 Proc Code
 Procedure Name
 Visits Allowed
 Patient
 Patient Search
 Referred to
 Specialist Search
 Referred by
 Diagnosis
 Start Date
 Exp Date
 Visits Requested
 Remarks
 Services Requested
 Authorized Ancillary Services
 Record: Diagnosis Codes
 Fields:
 Diagnosis Code
 DX Code
 Diagnosis Code Description
 Record: Procedure Codes
 Fields:
 Procedure Codes
 Procedure Code
 Procedure Description
 Age From
 Age To
 Sex
 Location Code
 Record: Drug Therapeutic Class Listing
 Fields:
 Therapeutic Class
 Class Description
 Count of Drugs in this Class
 Record: Formulary List by Therapeutic Class
 Fields:
 Drug Name
 Generic Name

12

Drug Class
 Therapeutic Class
 NDC
 Record: Write Prescription
 5 Fields:
 Today's Patients
 Patient Search
 Providers
 For
 10 Medication
 Dispense
 Refill
 Sig: Take
 15 Sig: For
 Instructions
 Select Pharmacy
 Record: Medication Profile
 Fields:
 20 Type
 Medication
 Dose
 Frequency
 Reason
 25 Status
 Record: Discontinued Medications
 Fields:
 Type
 Medication
 30 Dose
 Frequency
 Reason
 Status
 35 Record: Allergies
 Allergen
 Reaction
 Date Started
 Record: Medical Test Orders
 40 Fields:
 Patient ID
 Patient Name
 Provide ID
 Provider Name
 45 Location
 Lab Name
 Dx
 Action
 Battery
 50 Test
 ID
 Type
 Volume
 Date
 55 Time
 Collected By
 Chemistry
 Hematology
 Toxicology/Therapeutics
 60 Microbiology/Virology
 Immunology/Serology
 Urinalysis/Fluids
 Procedure
 When
 65 Priority
 Specimen
 Alert

US 8,229,760 B2

13

Record: Results

Fields:

Status

Order number

Test Procedure

Alert

Order Date

Facility

Patient

Provider

Date/Time

Procedure

Status

Indicator

Date/Time

Performed

Specimen Number

Type

Status

Result

Value

Desired Range

Each field listed above represents data that can exist anywhere on database sets **4**, **6**, or **8**, and be in any format or language. If any request **22** is made which calls up one or more of the above records, data processing system **10** searches, extracts, and normalizes the data so it appears in the correct field in the record. It is appreciated that provider **14** may change the data, if necessary, and transmit it back through internet **12** and data processing system **10** to be stored on the appropriate database set **4**, **6**, or **8**.

Examples of transactions available to employers **16** are: group eligibility, group enrollment, enrollment changes, formulary lookup, e-commerce integration, access from health plan web site or direct access via URL, personalized content integration, both context-specific and on demand, e-commerce integration: human resource, business (e.g., office supplies) and health care-related product awareness and buying capabilities.

Again, as a further example, the following are specific records and fields for health care transactions between employers **16** and insurers **11** that utilize normalized data:

Record: Open Enrollment

Fields:

Health Insurance

Employer Group Number

Last Name

First Name

Middle Name

Employee Address 1

Address 2

City

State

Zip

Home Phone

Work Phone

Primary Language

Birth date

Gender

Social Security Number

Primary Care Physician

Established Patient

Dependent Last Name

First Name

Middle Initial

Birth date

Gender

14

Relationship

Social Security Number

Primary Care Physician

Established Patient

5 Effective Date

Hire/Rehire Date

Other Health Care Policy

Name and Address of Insurer

Effective date of other coverage

10 Policy Holder's Last Name

First Name

Middle Name

Policy/Group Number

Covered by Medicare

15 Medicare Number(s)

Health insurance within the last 18 months

If yes, type of coverage: group, individual, COBRA, Medicare/Champus, Conversion or Other

Reason coverage was terminated

20 Read and Agree to Authorization Statement

Record: Enrollment—Changes

Fields:

Health Insurance

Employer Group Number

25 Last Name

First Name

Middle Name

Employee Address 1

Address 2

30 City

State

Zip

Home Phone

Work Phone

35 Primary Language

Birth date

Gender

Social Security Number

Primary Care Physician

40 Established Patient

Term Member

Dependent Last Name

First Name

Middle Initial

45 Birth date

Gender

Relationship

Social Security Number

Primary Care Physician

50 Term Dependent

Hire/Rehire Date

Effective Date

Change Reason

Name

55 Enrollment Type

Remarks

Examples of transactions available to patients **18** are: identification card requests, address changes, provider directory inquiries, and personalized health information based on the member's interest profile, as well as diagnosis information from health plan administrative and clinical information, relevant articles and patient education materials, communications from health care providers and health care plans, lab and radiology results to patients online, scheduled appointments with a health care provider, referral status, prescription refills, education materials, personal health records so it can be maintained in his or her comprehensive health history online

US 8,229,760 B2

15

for physician reference, view eligibility/benefit information, view claim information, view referral and authorization information, provider lookup, personal health record, family history, medication profile, formulary lookup, and communications between member and provider.

The architecture of the data processing system 10 is shown in FIG. 2. Each of the database sets 4, 6, 8 is operatively connected to data connectivity sub-system 20. The data connectivity sub-system 20 is configured to receive the different types of connections used between the various computer systems which store the database sets 4, 6, 8. It is appreciated that, in other embodiments, a separate data processing system 10 may be provided at the site of each of the database sets 4, 6, 8 such that each data processing system 10 is dedicated to manage and normalize the data, as discussed further herein, as well as manage server-to-server communications for a single database set.

The data extraction sub-system 28 is also depicted in FIG. 2. Sub-system 28 manages the integration of the often plurality of databases. The data extraction sub-system 28, as further discussed in reference to FIG. 3, also includes logic to manage data access from the several databases of database sets 4, 6, 8. An enterprise master person index ("EMPI") 30 is operatively coupled to data extraction sub-system 28. The EMPI 30 presents a cross-database view of all the insureds within system 2. It also manages the proper identification of providers 14, employers 16, connected patients 18, as well as other entities having unique identities on an as-needed basis. An indices database 32 is supported by EMPI 30. Specifically, the indices database 32 stores indices which serve as a basis for relating the identification data to each other. The indices database 32 is typically built upon and maintained by the EMPI 30.

The business object sub-system 34 contains the logic rules that drive the normalization of data and use of same between insurers 11 and participants 13. To provide such capabilities, a variety of processes may be supported in any particular situation. Illustratively, such processes may include, but are not limited to, rules-based evaluation of entered data for referral authorizations and admission pre-certifications; proxy or actual adjudication of claims submitted by providers, with concomitant delivery of funds to insurers 11 and benefits explanations to patients 18; sorted lists of providers 14, employers 16, and patients 18; and graphical displays of laboratory results and integrated claims-driven health records for patients 18.

The content/e-commerce sub-system 36 adds third party capabilities to the data processing system 10. The content portion of sub-system 36 provides management and integration of third party affiliated content, such as articles about diseases, bulletins, notices, notes, and other medically-related references. The e-commerce portion of sub-system 36 integrates e-commerce capabilities, including business-to-business or business-to-consumer purchasing through shopping cart-type databases with affiliated product and service vendors.

The personalization sub-system 38 integrates information from the previous sub-systems 20, 28, 34, 36 to provide a personalized view of data in system 2. Specifically, when any of the participants 13 login to system 2 and access data or other information from database sets 4, 6, or 8, or even the content/e-commerce sub-system 36, pertinent information derived from the type of content viewed, as well as the products purchased or searched, is maintained in a user profile database 40. During subsequent logins, therefore, the information a particular user views can be arranged and accessed in a more familiar, relevant, and useful manner, individual to that participant.

The presentation sub-system 42 manages the normalized data and information into a presentable format for partici-

16

pants 13. For example, the world-wide-web, being a popular destination for users of the internet, accepts output in HTML format, and is accessible by a conventional internet browser. It is appreciated, however, that such data may be presented in virtually any form to accommodate different access devices (for example, WAP for mobile devices).

A security sub-system 44 is shown in FIG. 2 integrated with the other sub-systems 20, 28, 34, 36, 38, 42. Security sub-system 44 maintains data security in several ways. First, one embodiment contemplates that the insurers' 11 data is maintained on its own on-site database, and is controlled by the insurers 11. Second, the insurers' 11 data is encrypted when it is routed from the insurers' 11 database to the connectivity sub-system 20 and, ultimately, the participants 13 when a request 22 is made. Third, the participants' 13 browser includes encryption to view or send data over the internet 12. Finally, internal security is built into the data processing system 10 to only allow users with need-to-know access to particular data, such as claims and referral information. For example, providers 14 may have access only to claims and referral information of their insurers, but not individual claim summaries of their patients. Similarly, the employers 16 may have access to only their employees' claims information, but not some personal information.

An example of an encryption method is the 128 bit Secure Sockets Layer (SSL) with a key certified by VeriSign, Inc. Such SSL encryption means that data traveling through the internet and to participants' 13 browser cannot be interpreted by anyone between those two locations. Encryption is also useful because of the storage of user passwords. There is no place that a user's password is saved or used by the system as traditional cleartext. From one of the participants' 13 browser through internet 12 and to one of the insurers' 11 computer or server, the password is protected by SSL. Once the password reaches the final destined server, a cryptographic algorithm converts the password to a protected format. No one, therefore, who has privileged access to the server or any of the back-end applications, can get any user passwords.

In addition, encryption is useful along the operative connection to an insurer's 11 database sets 4, 6, or 8 to the data processing system 10. It is contemplated, however, that insurers' 11 computers or servers (database sets 4, 6, or 8) may not need such encryption along this operative connection, if the connection is a true point-to-point connection. Also, this encryption can be implemented through hardware or software, a virtual private network (VPN), or through the use of encryption protocols in a database, for example.

There are several modes with which data can be restricted, even within and among the insurers 11 and participants 13 of system 2. For example, security sub-system 44 may restrict the actual data that a participant 13 may request or view from any of insurers 11. A health care organization, thus, may only view data that they have provided. For example, doctors may only view claim data for their own patients. Alternatively, security sub-system 44 may restrict access to participants 13 to allow access to only particular fields on a particular screen of any particular database. For example, if a screen listed dollar amounts for claims, employers may wish to restrict who is able to view those dollar amounts. Other users, therefore, like patients 18, might be able to see the rest of the claims, but not the dollar amounts. Still, further, security sub-system 44 may restrict which screens will be accessible to which users. This level of security defines which functionality is available to the user. For example, a patient 18 in system 2 may not be able to view the claim submittal screen submitted by provider 14 at all, but may view a diagnosis information or health plan administrative screen. Customizable security based on the interests of the user may be included as well. This security method allows either the insurers 11 or participants 13 to set the parameters of security for

US 8,229,760 B2

17

the examples described above. It is further contemplated that this tool may be an internet-based tool that could add logins to the system, as well as specify values and screens that a particular user has access to. It is still further contemplated that a portion or all of the security measures can be employed throughout data processing system 12.

An audit sub-system 46, like security sub-system 44, shown in FIG. 2, is also integrated with the other sub-systems 20, 28, 34, 36, 38, 42. Audit sub-system 46 tracks the operation of all sub-systems. The information generated from audit sub-system 46 allows an administrator to monitor the operation of system 2 for problems and marketing trends.

A diagrammatic view of the data extraction and business object sub-systems 28, 34, respectively, is shown in FIG. 3. As previously discussed, the numerous databases represented by database sets 4, 6, 8 contain data in a variety of formats. Before the data is transferred to one of the participants 13, however, it is first formatted to a new format that is readable by any of the computers of participants 13, like HTML format, for example. The data is, therefore, "extracted" from the database sets, either 4, 6, or 8, and then "normalized" to be read by the computers of participants 13. The extracted data is indicated by reference numeral 48.

Extracted data 48 from either database sets 4, 6, or 8 is uploaded to a staging database 50 which is typically a portion of data extraction sub-system 28. Rules engine 52 serves a dual purpose of defining the rules that control the normalization of the data, as well as how the data, once normalized, is used. During the normalization process at 54, rules engine 52 homogenizes the data by determining what the data means, then inserting the data into the proper field as normalized data. Rules engine 52 also remodels the data, if necessary, to a structure or appearance predefined by the normalized format. As a simple example, in a referrals database that may hypothetically exist on database set 6, it may include the entry "New Jersey" in the state location field. If that field is requested by a participant 13, the rules engine 52 will cause that field to be extracted, then determine whether the meaning of this field corresponds to the meaning of the normalized state location field, and, if so, then convert the field to the normalized state location field at 58. Furthermore, if the rules engine 52 has predetermined that the normalized state location field should exist as only a two-character acronym, then the phrase "New Jersey" will be remodeled to the acronym "NJ." This is contrasted with traditional transliterating programs that would merely match the state location field of the referrals database with any field in another database titled "state location field" and then transfer the data. Such a program cannot determine the meanings of the state location fields, and then determine if their meanings matched, as well as not remodel the data to the appropriate appearance. For example, a field for laboratory enzymes might be expressed in Celsius in one database and in Fahrenheit in another database. Such data, as well as countless other data, are typically contextualized by the system they exist in. Transliterating programs do not compensate for such context among data. In the present disclosure, part of the normalization is determining the meaning of the data and locating it in a field of the same definition, but in a single format.

Rules engine 52 also determines whether the data is bad or invalid. Any bad or invalid data that is discovered during the normalization process at 54 is transferred to an invalid data database 56. Invalid data is placed in database 56 for review and appropriate corrective action and, if appropriate, reintroduced and normalized.

In addition, the rules engine 52 incorporates security 44 to determine whether the requestor has authorization to view the data that is being requested, as previously discussed. For example, if employer 16 requests claims data that illustratively exists on database set 8, the rules engine 52, in con-

18

junction with the security 44, determines whether employer 16 has authorization to view the data subject of that request. If not, rules engine 52 would deny fulfillment of the request.

Once the data is converted and remodeled into the normalized format, rules engine 52 determines how the normalized data can be used. For example, if a request 22 is made from providers 14 to one of the insurers 11 to authorize a chest X-ray for one of the patients 18, a proper response 24 may reference data from various eligibility, claims, benefits, and personal data databases which rules engine 52 first extracts and normalizes. Once the data is normalized, rules engine 52 undertakes the process of responding to request 22. Rules engine 52 bases response 24 on predetermined rules established by the particular insurer 11 to determine whether a chest x-ray is an approved procedure in response to the request. It is contemplated that each insurer 11, or even each database set 4, 6, 8 can be subject to its own unique set of rules to govern any particular response 24.

An audit database 62, illustrated in FIG. 3, manages and maintains tracking information during the conversion process at 58. All data requests, responses, and e-commerce submissions can be monitored and recorded. This audit trail information is maintained in audit database 62 to enhance performance and security characteristics. It is contemplated that audit database 62 can be integrated with audit sub-system 46, as shown in FIG. 2, or database 62 can be a stand-alone system working independently or in addition to sub-system 46.

In one embodiment of the disclosure, it is contemplated that system 2 will not only exchange information related to insurance and payment issues, but also provide active management of patient care. For example, as shown in FIG. 4, a portion of system 2 depicts the process for medical tests to be ordered, approved, and results submitted. For example, a health care provider 14, via the interne 12, places an order for a medical test. The order is transmitted through data processing system 10. The order is further transmitted at 72 to a laboratory 70, the order will disclose particular information that will be needed when either the specimen or the patient arrives. If a specimen is collected by provider 14, the order will identify the laboratory 70, and provide information to provider 14 so that the specimen may be marked accordingly before being sent to laboratory 70. Once laboratory 70 receives the order and the specimen, laboratory 70 can either communicate the status or results back through data processing system 10 to both the provider 14 and the appropriate insurer 13, as indicated by reference numerals 74, 76, respectfully.

Although the system has been described with reference to particular means, materials and embodiments, from the foregoing description, one skilled in the art can easily ascertain the essential characteristics of the illustrative system and various changes and modifications may be made to adapt the various uses and characteristics without departing from the spirit and scope of the present invention as described by the claims which follow.

What is claimed is:

1. A computer system to extract and integrate health care data from a health care payor, the computer system comprising:

a computer configured to communicate with one or more payor computer systems from one or more payors; wherein the computer is configured to communicate with each of the one or more payor computer systems of a type that includes one or more databases storing records of health care data of a type that are displayed in separate fields;

US 8,229,760 B2

19

wherein the computer is configured to receive the health care data also of a type related to claims information from at least one payor computer system from the one or more payors;

wherein the computer is configured to receive the claim information of a type that is organized for use by the one or more payors;

wherein a normalized format is of a type that displays health care data from one or more sources such that any health care data associated with a health care record having the same meaning will be expressed in the same format despite any prior formatting; and

a staging database in communication with the computer; wherein the staging database is configured to receive the claims information from each of the payor computer systems;

wherein the claims information from each of the one or more payor computer systems are configured to convert into the normalized format by a normalization system comprising:

a rules engine that establishes the predefined format, predetermines how each of the plurality of health care data is to appear in its respective field, and remodels any of the health care data that is not expressed as predetermined by the normalized format into the normalized format becoming normalized data such that all normalized data expressing information having the same meaning now expresses that meaning in the same format.

2. The computer system of claim 1, wherein the computer is configured to transfer the normalized data over a data network.

3. The computer system of claim 2, wherein the normalized data is configured to be transferable to a participant computer system.

4. The computer system of claim 3, wherein the participant computer system is a disease management organization or the payor conducting a disease management program.

5. The computer system of claim 1, wherein the claims information in the normalized format is usable for practice and disease management.

6. The computer system of claim 1, wherein the health care data in the normalized format is usable for care management.

7. The computer system of claim 1, wherein the health care data in the normalized format is usable for case management.

8. The computer system of claim 1, wherein the health care data in the normalized format is usable by providers in their health care records.

9. A computer system to extract and integrate health care information from a health care payor, the computer system comprising:

a computer configured to communicate with a one or more payor computer systems from the payor, each payor computer system stores medical records containing health care data of a type where the health care data is displayed in separate fields;

wherein the computer is configured to receive the health care data from the one or more payor computer systems where the health care data is of a type that is organized for use by the payor; and

wherein a normalized format is of a type that displays health care data from one or more sources such that any health care data associated with a health care record having the same meaning will be expressed in the same format despite any prior formatting;

20

a staging database in communication with the computer; wherein the staging database is configured to receive the health care data from the one or more payor computer systems;

wherein the health care data from the one or more payor computer systems is configured to be converted into the normalized format by a normalization system comprising:

a rules engine that establishes the predefined format and predetermines how each of the health care data is to appear in its respective field, and remodels any of the health care data that is not expressed as predetermined by the normalized format into the normalized format becoming normalized data such that all normalized data expressing information having the same meaning now expresses that meaning in the same format; and

wherein the computer is configured to transfer the normalized data over a data network to a disease management organization or the payor conducting a disease management program.

10. The computer system of claim 9, wherein the computer is configured to transfer the normalized data over the data network.

11. The computer system of claim 10, wherein the normalized data is transferable to a participant computer system.

12. A computer system to extract and integrate health care information from a health care payor, the computer system comprising:

a computer configured to communicate with a one or more payor computer systems from the payor, each of the one or more payor computer systems stores medical records containing patient health care data of a type where each of the health care data is displayed in a separate field; and a staging database in communication with the computer; wherein the staging database is configured to receive the health care data from the one or more payor computer systems;

wherein the health care data from each of the payor computer systems is configured to convert into a normalized format by a normalization system;

wherein the normalized format is of a type that displays health care data from one or more sources such that any health care data associated with a health care record having the same meaning will be expressed in the same format despite any prior formatting; and

wherein the normalization system comprises:

a rules engine that establishes the predefined format and predetermines how each of the health care data is to appear in its respective field, and remodels any of the health care data that is not expressed as predetermined by the normalized format into the normalized format becoming normalized data such that all normalized data expressing information having the same meaning now expresses that meaning in the same format.

13. The computer system of claim 12, wherein the health care data in the normalized format is usable for care management.

14. The computer system of claim 12, wherein the health care data in the normalized format is usable for case management.

15. The computer system of claim 12, wherein the health care data in the normalized format is usable by providers in their health care records.

* * * * *