



US007950392B2

(12) **United States Patent**
Kwok et al.

(10) **Patent No.:** **US 7,950,392 B2**
(45) **Date of Patent:** **May 31, 2011**

(54) **CUSHION AND MASK THEREFOR**

(56) **References Cited**

(75) Inventors: **Philip Rodney Kwok**, Chatswood (AU);
Robert Edward Styles, Glenhaven (AU)

(73) Assignee: **ResMed Limited**, Bella Vista (AU)

(*) Notice: Subject to any disclaimer, the term of this
patent is extended or adjusted under 35
U.S.C. 154(b) by 100 days.

(21) Appl. No.: **11/826,267**

(22) Filed: **Jul. 13, 2007**

(65) **Prior Publication Data**

US 2007/0261697 A1 Nov. 15, 2007

Related U.S. Application Data

(60) Continuation of application No. 10/934,402, filed on
Sep. 7, 2004, now Pat. No. 7,243,651, which is a
continuation of application No. 10/004,428, filed on
Dec. 6, 2001, now Pat. No. 6,871,649, which is a
division of application No. 09/566,806, filed on May 8,
2000, now Pat. No. 6,634,358, which is a continuation
of application No. 08/791,212, filed on Jan. 31, 1997,
now Pat. No. 6,112,746.

(30) **Foreign Application Priority Data**

Jul. 26, 1996 (AU) PO 1265

(51) **Int. Cl.**
A62B 18/02 (2006.01)

(52) **U.S. Cl.** **128/206.24**

(58) **Field of Classification Search** 128/205.25,
128/206.12, 206.18, 206.21, 206.24, 207.11,
128/207.13

See application file for complete search history.

U.S. PATENT DOCUMENTS

| | | |
|-------------|---------|-----------------|
| 781,516 A | 1/1905 | Guthrie |
| 812,706 A | 2/1906 | Warbasse |
| 902,961 A | 11/1908 | Goodnow |
| 1,000,706 A | 8/1911 | Barnum |
| 1,081,745 A | 12/1913 | Johnston et al. |
| 1,105,127 A | 7/1914 | Drager |
| 1,192,186 A | 7/1916 | Greene |
| 1,632,449 A | 6/1927 | McKesson |
| 1,653,572 A | 12/1927 | Jackson |

(Continued)

FOREIGN PATENT DOCUMENTS

AU 64058/86 4/1987

(Continued)

OTHER PUBLICATIONS

Decision on Appeal (and English translation) completed Mar. 25,
2008 for corresponding Japanese Application No. 2005-23339, 21
pages.

(Continued)

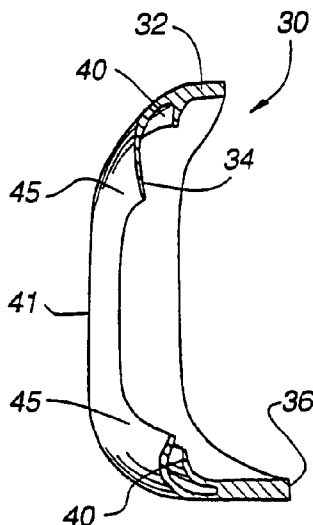
Primary Examiner — Kristen C Matter

(74) *Attorney, Agent, or Firm* — Nixon & Vanderhye P.C.

(57) **ABSTRACT**

A cushion includes a substantially triangularly shaped frame
from which extends a membrane. The frame has a scalloped
edge by which the cushion is affixed to a mask body. The
membrane has an aperture into which the wearer's nose is
received. The membrane is spaced away from the rim of the
frame. The wearer's nose is received through the aperture into
the chamber within the mask body. The shape of the seal
forming portion is particularly suited to effectively seal the
difficult region of the facial contour that is the crease between
the sides of the nose and the face.

45 Claims, 3 Drawing Sheets



U.S. PATENT DOCUMENTS

| | | | | | |
|-------------|---------|---------------------|---------------|---------|---------------------------------|
| 1,926,027 A | 9/1933 | Biggs | 4,910,806 A | 3/1990 | Baker et al. |
| 2,123,353 A | 7/1938 | Catt | 4,919,128 A | 4/1990 | Kopala et al. |
| 2,166,164 A | 7/1939 | Lemberg | 4,922,921 A | 5/1990 | Donoghue |
| 2,248,477 A | 7/1941 | Lombard | 4,938,210 A | 7/1990 | Shene |
| 2,254,854 A | 9/1941 | O'Connell | 4,938,212 A | 7/1990 | Gnook et al. |
| 2,317,608 A | 4/1943 | Heidbrink | 4,944,310 A | 7/1990 | Sullivan |
| 2,371,965 A | 3/1945 | Lemberg | D310,431 S | 9/1990 | Bellm |
| 2,376,871 A | 5/1945 | Fink | 4,971,051 A | 11/1990 | Toffolon |
| 2,415,846 A | 2/1947 | Randall | 4,986,269 A | 1/1991 | Hakkinen |
| 2,438,058 A | 3/1948 | Kincheloe | 4,989,596 A | 2/1991 | Macris et al. |
| 2,578,621 A | 12/1951 | Yant | 4,989,599 A | 2/1991 | Carter |
| 2,625,155 A | 1/1953 | Engelder | 5,003,633 A | 4/1991 | Itoh |
| 2,875,757 A | 1/1954 | Galleher, Jr. | 5,005,568 A | 4/1991 | Loescher et al. |
| 2,710,602 A | 6/1955 | Maybach | 5,005,571 A | 4/1991 | Dietz |
| 2,931,356 A | 4/1960 | Schwarz | 5,038,776 A | 8/1991 | Harrison et al. |
| D188,084 S | 5/1960 | Garellick | 5,042,473 A | 8/1991 | Lewis |
| 2,939,458 A | 6/1960 | Lundquist | 5,042,478 A | 8/1991 | Kopala et al. |
| 3,013,556 A | 12/1961 | Galleher | 5,046,200 A | 9/1991 | Feder |
| 3,044,464 A | 7/1962 | Gray | 5,063,922 A | 11/1991 | Hakkinen |
| 3,182,659 A | 5/1965 | Blount et al. | 5,065,756 A | 11/1991 | Rapoport |
| 3,189,027 A | 6/1965 | Bartlett | 5,069,205 A | 12/1991 | Urso |
| 3,193,624 A | 7/1965 | Webb et al. | D323,908 S | 2/1992 | Hollister et al. |
| 3,238,943 A | 3/1966 | Holley | 5,094,193 A | 3/1992 | Yoshikawa |
| 3,315,674 A | 4/1967 | Bloom et al. | 5,109,839 A | 5/1992 | Blasdel et al. |
| 3,330,273 A | 7/1967 | Bennett | 5,109,840 A | 5/1992 | Daleiden |
| 3,330,274 A | 7/1967 | Bennett | 5,121,745 A * | 6/1992 | Israel 128/202.28 |
| 3,362,420 A | 1/1968 | Blackburn et al. | 5,133,347 A | 7/1992 | Huennebeck |
| 3,363,833 A | 1/1968 | Laerdal | 5,140,980 A | 8/1992 | Haughey et al. |
| 3,556,122 A | 1/1971 | Laerdal | 5,140,982 A | 8/1992 | Bauman |
| 3,580,051 A | 5/1971 | Blevins | 5,148,802 A | 9/1992 | Sanders et al. |
| 3,700,000 A | 10/1972 | Hesse et al. | 5,159,938 A | 11/1992 | Laughlin |
| 3,720,235 A | 3/1973 | Schrock | 5,178,138 A | 1/1993 | Walstrom et al. |
| 3,725,953 A | 4/1973 | Johnson et al. | D334,633 S | 4/1993 | Rudolph |
| 3,796,216 A | 3/1974 | Schwarz | 5,231,983 A | 8/1993 | Matson et al. |
| 3,799,164 A | 3/1974 | Rollins | 5,233,978 A | 8/1993 | Callaway |
| D231,803 S | 6/1974 | Huddy | 5,243,971 A * | 9/1993 | Sullivan et al. 128/205.25 |
| 4,015,598 A | 4/1977 | Brown | 5,265,595 A | 11/1993 | Rudolph |
| 4,077,404 A | 3/1978 | Elam | 5,279,289 A | 1/1994 | Kirk |
| D250,131 S | 10/1978 | Lewis et al. | 5,280,784 A | 1/1994 | Kohler |
| 4,167,185 A | 9/1979 | Lewis | 5,297,544 A | 3/1994 | May et al. |
| 4,226,234 A | 10/1980 | Gunderson | 5,297,547 A * | 3/1994 | Brain 128/207.15 |
| 4,245,632 A | 1/1981 | Houston | 5,311,862 A | 5/1994 | Blasdel et al. |
| D262,322 S | 12/1981 | Mizerak | 5,322,057 A | 6/1994 | Raabe et al. |
| 4,304,229 A | 12/1981 | Curtin | 5,322,059 A | 6/1994 | Walther |
| 4,305,387 A | 12/1981 | Reist-Kundig et al. | 5,323,774 A | 6/1994 | Fehlauer |
| 4,328,797 A | 5/1982 | Rollins et al. | 5,343,878 A | 9/1994 | Scarberry et al. |
| 4,347,205 A | 8/1982 | Stewart | 5,349,949 A | 9/1994 | Schegerin |
| 4,354,488 A | 10/1982 | Bartos | 5,357,951 A | 10/1994 | Ratner |
| 4,402,316 A | 9/1983 | Gadberry | 5,372,130 A | 12/1994 | Stern et al. |
| 4,412,537 A | 11/1983 | Tiger | 5,388,571 A | 2/1995 | Roberts et al. |
| 4,467,799 A | 8/1984 | Steinberg | 5,404,871 A | 4/1995 | Goodman et al. |
| 4,522,639 A | 6/1985 | Ansie et al. | 5,419,318 A | 5/1995 | Tayebi |
| 4,558,710 A | 12/1985 | Eichler | 5,429,126 A | 7/1995 | Bracken |
| 4,616,647 A | 10/1986 | McCreadie | 5,429,683 A | 7/1995 | Le Mitouard |
| 4,622,964 A | 11/1986 | Flynn | 5,431,158 A | 7/1995 | Tirotta |
| 4,655,213 A | 4/1987 | Rappaport et al. | 5,438,981 A | 8/1995 | Starr et al. |
| 4,658,763 A | 4/1987 | Gobien et al. | 5,441,046 A | 8/1995 | Starr et al. |
| 4,665,570 A | 5/1987 | Davis | D362,061 S | 9/1995 | McGinnis et al. |
| 4,671,271 A | 6/1987 | Bishop et al. | 5,477,852 A | 12/1995 | Landis et al. |
| 4,677,975 A | 7/1987 | Edgar et al. | 5,479,920 A | 1/1996 | Piper et al. |
| 4,677,977 A | 7/1987 | Wilcox | 5,488,948 A | 2/1996 | Dubruille et al. |
| 4,699,092 A | 10/1987 | Ruf et al. | 5,492,116 A | 2/1996 | Scarberry et al. |
| D293,613 S | 1/1988 | Wingler | 5,501,214 A | 3/1996 | Sabo |
| 4,739,755 A | 4/1988 | White et al. | 5,509,404 A | 4/1996 | Lloyd et al. |
| 4,770,169 A | 9/1988 | Schmoegner et al. | 5,517,986 A | 5/1996 | Starr et al. |
| 4,774,941 A | 10/1988 | Cook | 5,538,000 A | 7/1996 | Rudolph |
| 4,782,832 A | 11/1988 | Trimble et al. | 5,540,223 A | 7/1996 | Starr et al. |
| 4,799,477 A | 1/1989 | Lewis | 5,542,128 A | 8/1996 | Lomas |
| 4,803,981 A | 2/1989 | Vickery | 5,546,936 A | 8/1996 | Virag et al. |
| 4,809,692 A | 3/1989 | Nowacki et al. | RE35,339 E | 10/1996 | Rappaport |
| 4,811,730 A | 3/1989 | Milano | 5,560,354 A | 10/1996 | Berthon-Jones et al. |
| 4,819,629 A | 4/1989 | Jonson | 5,570,682 A | 11/1996 | Johnson |
| 4,821,713 A | 4/1989 | Bauman | 5,570,689 A | 11/1996 | Starr et al. |
| 4,841,953 A | 6/1989 | Dodrill | D377,089 S | 12/1996 | Starr et al. |
| 4,848,334 A | 7/1989 | Bellm | 5,592,938 A | 1/1997 | Scarberry et al. |
| 4,848,366 A | 7/1989 | Aita et al. | 5,608,647 A | 3/1997 | Rubsamen et al. |
| 4,889,079 A | 12/1989 | Takeda et al. | 5,642,730 A | 7/1997 | Baran |
| 4,907,584 A | 3/1990 | McGinnis | 5,647,355 A | 7/1997 | Starr et al. |
| | | | 5,647,357 A | 7/1997 | Barnett et al. |

| | | | | |
|--------------|------|---------|--------------------|------------|
| 5,649,532 | A | 7/1997 | Griffiths | |
| 5,649,533 | A | 7/1997 | Oren | |
| 5,655,520 | A | 8/1997 | Howe et al. | |
| 5,657,493 | A | 8/1997 | Ferrero et al. | |
| 5,657,752 | A | 8/1997 | Landis et al. | |
| 5,660,174 | A | 8/1997 | Jacobelli | |
| 5,662,101 | A | 9/1997 | Ogden et al. | |
| 5,666,946 | A | 9/1997 | Langenback | |
| 5,685,296 | A | 11/1997 | Zdrojkowski et al. | |
| 5,687,715 | A | 11/1997 | Landis et al. | |
| 5,715,814 | A | 2/1998 | Ebers | |
| 5,746,201 | A | 5/1998 | Kidd | |
| 5,813,423 | A | 9/1998 | Kirchgeorg | |
| 5,832,918 | A | 11/1998 | Pantino | |
| 5,884,624 | A | 3/1999 | Barnett et al. | |
| 6,082,360 | A | 7/2000 | Rudolph et al. | |
| 6,102,040 | A | 8/2000 | Tayebi et al. | |
| 6,112,746 | A | 9/2000 | Kwok et al. | |
| 6,357,441 | B1 * | 3/2002 | Kwok et al. | 128/207.13 |
| 6,412,487 | B1 | 7/2002 | Gunaratnam et al. | |
| 6,513,526 | B2 * | 2/2003 | Kwok et al. | 128/206.24 |
| 6,581,602 | B2 | 6/2003 | Kwok et al. | |
| 6,634,358 | B2 | 10/2003 | Kwok et al. | |
| 6,701,927 | B2 | 3/2004 | Kwok et al. | |
| 6,871,649 | B2 | 3/2005 | Kwok et al. | |
| 7,007,696 | B2 | 3/2006 | Palkon et al. | |
| 7,069,933 | B2 | 7/2006 | Kwok et al. | |
| 7,178,527 | B2 * | 2/2007 | Kwok et al. | 128/207.13 |
| 7,243,651 | B2 * | 7/2007 | Kwok et al. | 128/205.25 |
| 2002/0104540 | A1 | 8/2002 | Kwok et al. | |
| 2005/0022818 | A1 | 2/2005 | Kwok et al. | |
| 2006/0201515 | A1 | 9/2006 | Kwok et al. | |

FOREIGN PATENT DOCUMENTS

| | | | |
|----|------------|----|---------|
| AU | 91/77110 | B | 11/1991 |
| AU | 94/64816 | B | 12/1994 |
| AU | 95/16178 | B | 7/1995 |
| AU | 9459430 | | 2/1996 |
| AU | A 32914/95 | | 2/1996 |
| AU | A 41018/97 | | 4/1998 |
| AU | A 89312/98 | | 1/1999 |
| CA | 1039144 | | 9/1998 |
| DE | 459104 | | 4/1928 |
| DE | 701 690 | | 1/1941 |
| DE | 159396 | | 6/1981 |
| DE | 3015279 | A1 | 10/1981 |
| DE | 3345067 | A1 | 6/1984 |
| DE | 3537507 | A1 | 4/1987 |
| DE | 3539073 | A1 | 5/1987 |
| DE | 4004157 | C1 | 4/1991 |
| DE | 4343205 | A1 | 6/1995 |
| DE | 19548 380 | A1 | 12/1995 |
| DE | 195 48 380 | A1 | 7/1996 |
| DE | 197 35 359 | | 1/1998 |
| DE | 297 23 101 | | 7/1998 |
| DE | 298 10846 | U1 | 8/1998 |
| EP | 0 054 154 | | 10/1981 |
| EP | 0 252 052 | | 7/1987 |
| EP | 0 264 772 | | 10/1987 |
| EP | 0 252 052 | | 1/1988 |
| EP | 0 264 772 | | 4/1988 |
| EP | 0 303 090 | B1 | 7/1988 |
| EP | 303 090 | B1 | 7/1988 |
| EP | 0 386 605 | A1 | 2/1990 |
| EP | 0 462 701 | A1 | 5/1991 |
| EP | 0427 474 | A2 | 5/1991 |
| EP | 0 462 701 | | 12/1991 |
| EP | 0634186 | A2 | 6/1993 |
| EP | 0 602 424 | | 11/1993 |
| EP | 0 634 186 | A2 | 6/1994 |
| EP | 0608 84 | A1 | 8/1994 |
| EP | 0 697 225 | | 7/1995 |
| EP | 178 925 | A2 | 4/1996 |
| EP | 0 747 078 | | 12/1996 |
| EP | 0 747 078 | A2 | 12/1996 |
| EP | 0821 978 | | 2/1998 |
| FR | 801629 | | 8/1936 |
| FR | 858749 | | 12/1940 |
| FR | 2 254 657 | A1 | 6/1986 |

| | | | |
|----|-------------|----|---------|
| FR | 2 658 725 | A1 | 8/1991 |
| FR | 2 749 176 | | 12/1997 |
| GB | 775911 | | 5/1957 |
| GB | 1395391 | | 5/1975 |
| GB | 1 467 828 | | 3/1977 |
| GB | 2005547 | | 4/1979 |
| GB | 2145335 | A | 3/1985 |
| GB | 2147506 | A | 5/1985 |
| GB | 2 164 569 | A | 3/1986 |
| GB | 2211098 | A | 6/1989 |
| GB | 2267 648 | A | 12/1993 |
| IT | 326983 | | 6/1935 |
| JP | 44-16955 | | 7/1969 |
| JP | 54-90892 | | 7/1979 |
| JP | 09/216240 | A | 8/1997 |
| WO | WO 80/01044 | | 5/1980 |
| WO | WO 82/03548 | | 10/1982 |
| WO | WO 86/06969 | | 12/1986 |
| WO | WO 87/01950 | | 4/1987 |
| WO | WO 91/03277 | | 3/1991 |
| WO | WO 92/15353 | | 9/1992 |
| WO | 92/20395 | | 11/1992 |
| WO | WO 93/01854 | | 2/1993 |
| WO | WO 94/02190 | | 2/1994 |
| WO | WO 94/16759 | | 8/1994 |
| WO | WO 94/19055 | | 9/1994 |
| WO | WO 94/20051 | | 9/1994 |
| WO | WO 95/02428 | | 1/1995 |
| WO | WO 96/17643 | | 6/1996 |
| WO | 96/25983 | | 8/1996 |
| WO | WO 96/39206 | | 12/1996 |
| WO | WO 97/07847 | | 3/1997 |
| WO | WO 97/41911 | | 11/1997 |
| WO | WO 98/04310 | | 2/1998 |
| WO | WO 98/11930 | | 3/1998 |
| WO | WO 98/18514 | | 5/1998 |
| WO | WO 98/24499 | | 6/1998 |
| WO | WO 98/26829 | | 6/1998 |
| WO | WO 98/26830 | | 6/1998 |
| WO | WO 98/48878 | | 11/1998 |

OTHER PUBLICATIONS

Japanese Office Action and Translation for Application No. 508323/1998, Mailed Jul. 1, 2003 (6 pages).

Respironics, Inc. "Nasal Mask and Accessories Guide," Dec. 23, 1991, 6 pages.

"InterVENTions, A Ventilatory Care Newsletter," vol. 93, No. 1, Mar. 1993, Respironics, Inc., 16 pages.

"Order" from *Respironics, Inc. v. ResCare Limited* et al. case, Civil Action No. 95-151, with Exhibits E and G related to information allegedly available before Jul. 26, 1995, 20 pages+.

Instructions for Use for the Comfort Flap Small Child Contour Nasal Mask Accessory, Respironics Inc., Jul. 19, 1993, 2 pages.

"Comfort Flap™ Improves the Seal on Reusable Contour Nasal Masks," InterVENTions, vol. 3 No. 1, Mar. 1993, 2 pages.

Mask 1 photographs, Respironics, Inc., Reusable Full mask (small) Part # 452033 lot # 951108.

Mask 2 Photographs, Puritain-Bennett, Adam Circuit, Shell part # 231700, Swivel part # 616329-00, Pillows (medium) Part # 616324.

Mask 3 Photographs, DeVilbiss Healthcare Inc., DeVilbiss Seal-ring and CPAP Mask Kit (medium) Part 73510-669.

Mask 4 Photographs, Respironics, Inc., onarch Mini Mask With Pressure Port, part #572004.Monarch Headgear, Part # 572011.

Mask 5 Photographs, Healthdyne Technologies, Nasal CPAP Mask (medium narrow), part # 702510.

Mask 6 Photographs, Healthdyne Technologies, Soft Series Nasal CPAP Mask, part 3702020.

Mask 7 Photographs, DeVilbiss Healthcare, Inc., Small mask and Seal Rings, part # 73510-668.

Mask 8 Photographs, Respironics, Inc., Reusable Contour mask (medium), part # 302180.

Mask 9 Photographs, Healthdyne Technologies, Healthdyne Large Headgear.

Mask 10 Photographs, Respironics, inc., Soft cap (medium), Part #302142.

Mask 11 Photographs, Weinmann: Hamburg, Nasaimaskensystem
Mit Schalldämpfer (medium), Part # WN 23105.
Mask 12 Photographs, Life Care.
Mask 13 Photographs, Healthdyne Technologies.
Mask 14, King System.

Mask 15 Photographs, Respirationics, Inc., Paediatric Mask.
Mask 16 Photographs, Hans Rudolph Inc., Hans Rudolph Silicone
Rubber Face Mask/8900.
* cited by examiner

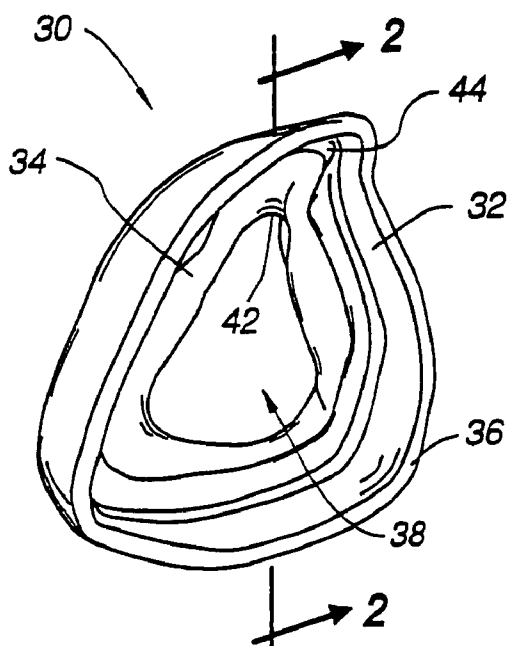


Fig. 1

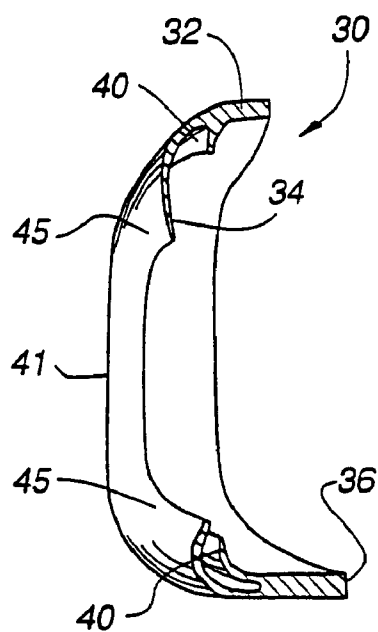


Fig. 2

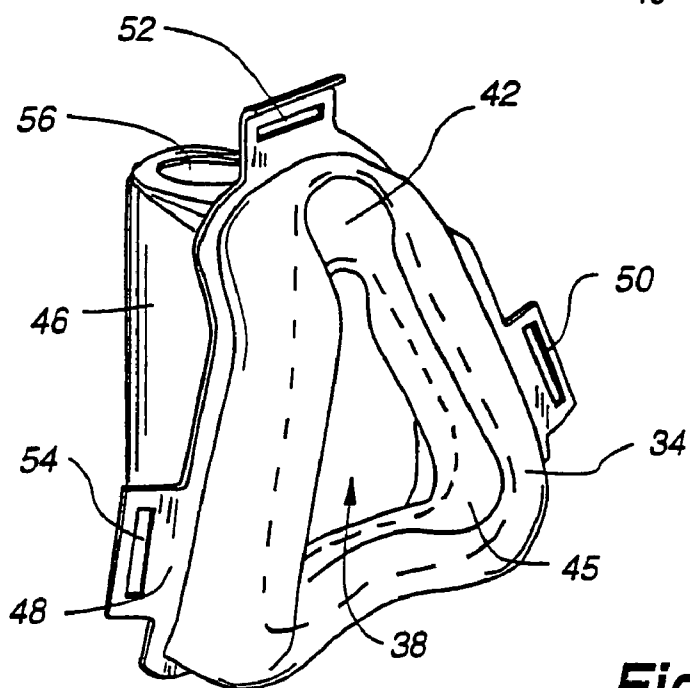
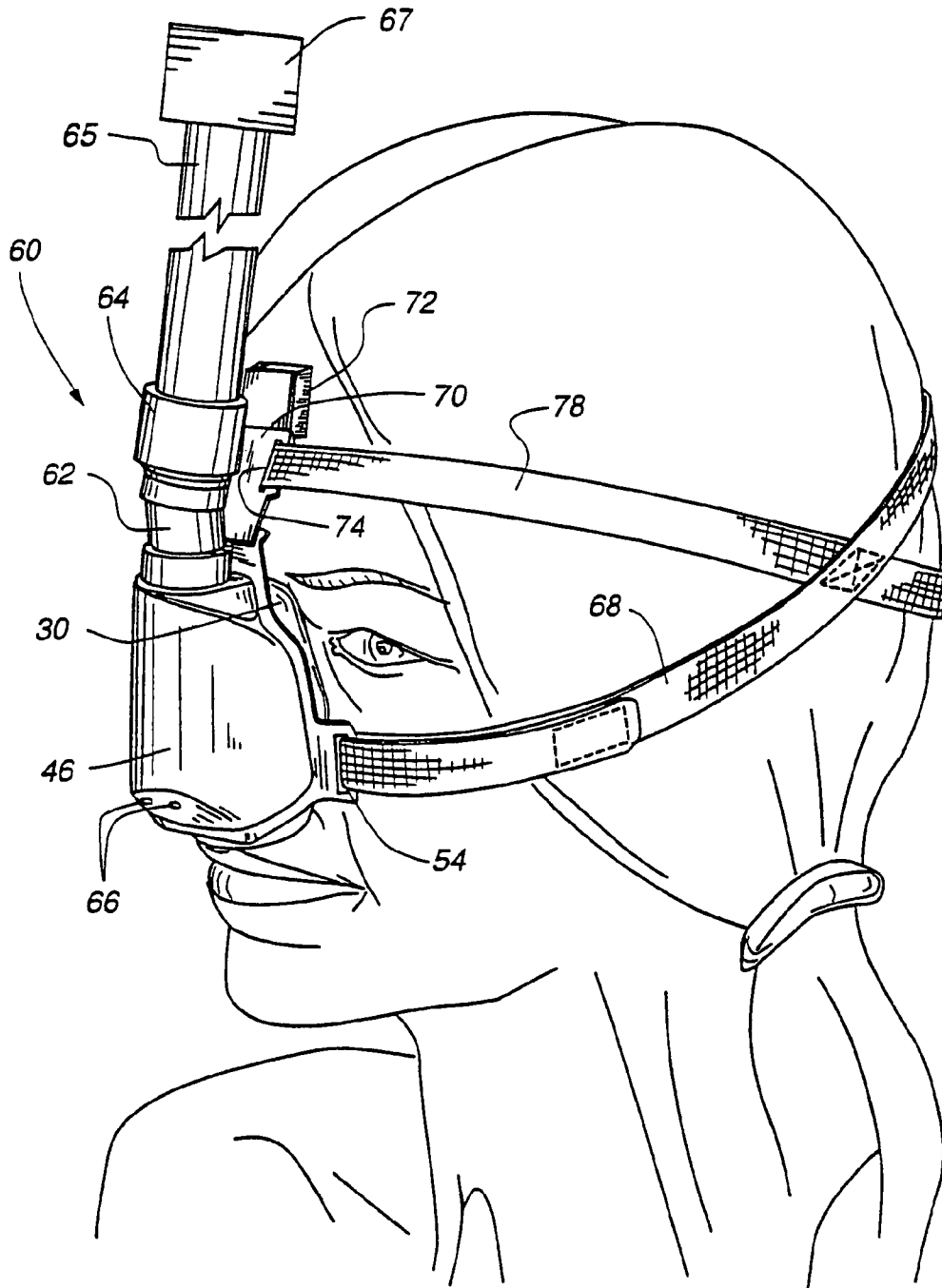


Fig. 3

**Fig. 4**

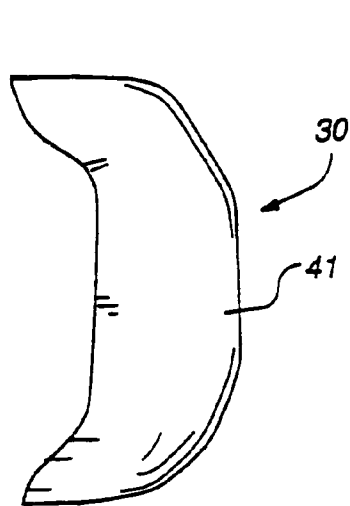


Fig. 5

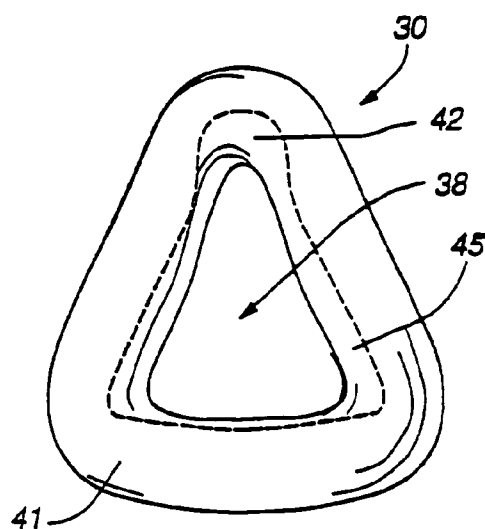


Fig. 6

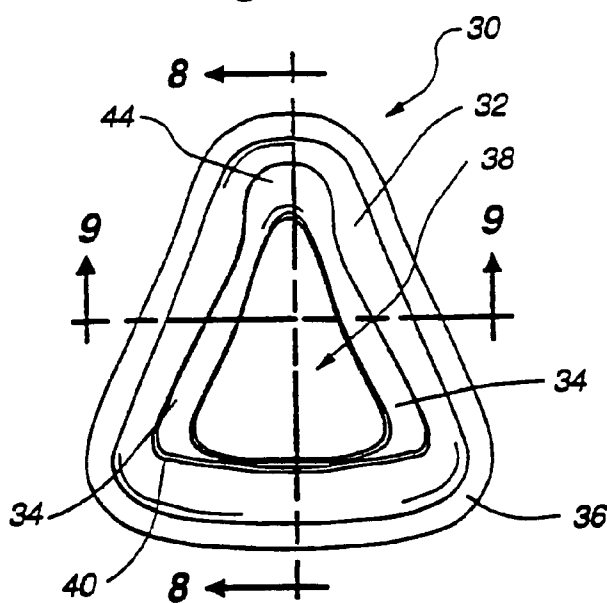


Fig. 7

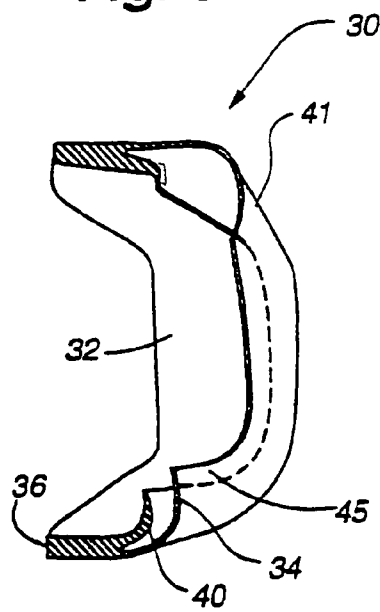


Fig. 8

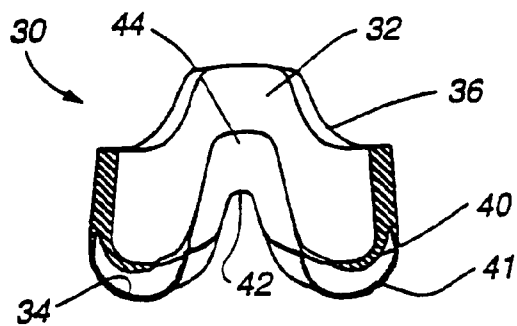


Fig. 9

1

CUSHION AND MASK THEREFOR**CROSS REFERENCE TO RELATED APPLICATIONS**

This is a continuation of U.S. application Ser. No. 10/934,402, filed Sep. 7, 2004, now U.S. Pat. No. 7,243,651, which is a continuation of U.S. application Ser. No. 10/004,428, filed Dec. 6, 2001, now U.S. Pat. No. 6,871,649, which is a divisional of U.S. application Ser. No. 09/566,806, filed May 8, 2000, now U.S. Pat. No. 6,634,358, which is a continuation of U.S. application Ser. No. 08/791,212, filed Jan. 31, 1997, now U.S. Pat. No. 6,112,746, which claims priority to Australian Application No. PO 1265, filed Jul. 26, 1996, each incorporated herein by reference in its entirety.

FIELD OF THE INVENTION

The invention relates generally to a nasal mask and to a cushion therefor, for example, for use in the treatment of respiratory conditions and in assisted respiration.

BACKGROUND OF THE INVENTION

Nasal masks are commonly used in the treatment of respiratory conditions and sleep disorder (e.g., obstructive sleep apnea) by delivering a flow of breathable gas for, or to assist patient respiration. These nasal masks typically receive a gas supply line which delivers gas into a chamber formed by walls of the mask. The walls usually are semi-rigid and have a face contacting portion including an aperture which is aligned with the wearer's nostrils. The face contacting portion can comprise a soft, resilient elastomeric material which may conform to various facial contours. The mask normally is secured to the wearer's head by straps. The traps are adjusted to pull the mask against the face with sufficient force to achieve a gas tight seal between the mask and the wearer's face. Gas is thus delivered to the mask and through the aperture to the wearer's nasal passages.

Problems often arise with masks of the above configuration. For example, the mask may be dislodged, thereby breaking the seal between the mask and wearer. This may occur if the wearer rolls over when sleeping thereby creating a drag force on the gas supply line which is transmitted to the mask, bracing the seal. In the case of a mask being, used for the administration of Continuous Positive Airway Pressure (CPAP) treatment for the condition obstructive sleep apnea, such a leak can result in the pressure supplied to the entrance of the wearer's airway being below the therapeutic value, and the treatment becoming ineffective.

Another problem is that the face contacting portion may apply excessive pressure to the wearer's face resulting discomfort and possibly skin irritation. This can occur because the face contacting portion has to distort beyond its normal range of elasticity to conform to certain facial contours which requires the application of excessive forces. In some cases these excessive pressures and forces may cause the face to distort to conform with the face contacting portion to increase wearer discomfort, facial soreness ulceration.

Other types of devices exist whereby small nostril nose-pieces (pillows) are held in place by a harness strapped over the wearer's head, for example as shown in prior art U.S. Pat. No. 4,782,832 (Trimble et al.). While this arrangement may alleviate some problems regarding seal breakage and skin abrasion, the harnesses associated with such devices are quite cumbersome for the wearer, as are the gas supply lines. Also,

2

air 'jetting' into the nostrils can be irritating to the patient making such devices generally uncomfortable to use.

A further example of the prior art also is disclosed in U.S. Pat. No. 5,243,971 (Sullivan et al).

5 Cushion masks have also been developed. These cushion masks have an inflated cushion which provides comfort to the wearer. However, these masks, under certain circumstances, may form a tuck or pucker resulting in a leak.

10 It is an object of the invention to overcome or a least substantially ameliorate one or more of the foregoing disadvantages.

SUMMARY OF THE INVENTION

15 In one broad form, the invention discloses a nasal mask cushion to sealingly connect a mask to a wearer's face, the cushion comprising:

a substantially triangularly-shaped frame of resilient material having a rim to surround wearer's nose;

20 a membrane also of resilient material, said membrane being relatively more flexible than said frame, and being of the same general shape as said rim and fixed to and extending away from said frame so as to have an outer surface spaced from said rim, a portion of said outer surface forming a face contacting seal; and

25 a nose-receiving cavity bounded by said frame and said membrane;

and wherein said seal portion is generally coterminous with respect to said rim and is resiliently deformable towards said rim in use of said cushion.

30 In one particularly advantageous form, the membrane is substantially saddle-shaped. The membrane further has a centrally located aperture through which the wearer's nose passes to enter said cavity.

35 It is preferred that the cushion and membrane each include a co-located notch to accommodate the bridge of the nose of the wearer. Typically, the seal portion contacts at least the wearer's nose, and preferably, also the facial tissue around the sides and over the bridge of the nose and between the base of the nose and the top lip.

40 The invention further discloses a nasal mask for connection to a wearer's face comprising:

a mask body for connection with a supply of breathable gas; and

45 a nasal cushion, the body and cushion defining a nose-receiving cavity, said cushion including:

a substantially triangularly-shaped frame of resilient having a rim to surround said wearer's nose;

50 a membrane also of resilient material said membrane being relatively more flexible than said frame, and being of the same general shape as said rim and fixed to and extending away from said frame so as to have an outer surface spaced from said frame, a portion of said outer surface forming a face contacting seal;

55 and wherein said seal portion is generally coterminous with respect to said rim and is resiliently deformable towards said rim in use of said mask.

The mask body can further include attachment points from which securing straps can be attached, and by which the mask can be secured to the wearer's head. The nasal mask can yet further comprise an arm depending from said body which a further securing strap(s) can be attached.

65 The invention further discloses CPAP treatment apparatus comprising a flow generator for the supply of gas at a pressure elevated above atmospheric pressure to a gas delivery conduit, the conduit in turn coupled to a nasal mask as described immediately above.

3

In one particularly preferred form, a supply of gas be provided to said cavity, said supply of go assisting, but not solely causing maintenance of a seal by said seal forming portion of said membrane to the face of the wearer in use of the cushion.

Advantageously, the member and the rim are substantially shaped to the facial contour, and the membrane does not need to turn in on itself thus contacting the face without folds or creases. With the cushion/mask secured to the wearer's head, the headstraps need only to be tensioned to the force due to mask gas pressure that tends to lift the mask off the face. Such relatively lower mask-off-face pressure results in greater patient comfort, and a reduction in the likelihood of skin irritation.

BRIEF DESCRIPTION OF THE DRAWINGS

An embodiment of the invention will now be described with reference to the accompanying drawings, in which:

FIG. 1 is a near perspective view of a mask on cushion embodying the present invention;

FIG. 2 is a cross-sectional view along line 2-2;

FIG. 3 is a perspective view of a nasal mask including the cushion of FIGS. 1 and 2;

FIG. 4 is a perspective view of the nasal mask of FIG. 3 secured to a wearer's head;

FIG. 5 is a side view of the mask cushion;

FIG. 6 is a front view of the mask cushion;

FIG. 7 is a rear view of the mask cushion;

FIG. 8 is a sectional view along section lines 8-8 of FIG. 7; and

FIG. 9 is a sectional view along section lines 9-9 of FIG. 7.

DETAILED DESCRIPTION OF PREFERRED EMBODIMENTS

FIG. 1 shows a perspective view of a nasal cushion 30 embodying the invention. FIG. 2 shows the cross-sectional view along line 2-2. Referring to FIGS. 1-2 and 5-9, the cushion 30 comprises a substantially triangularly shaped frame 32 from which extends a membrane 34. The frame 32 has a scalloped edge 36 by which the cushion 30 is affixed to a mask body, as presently will be described.

The membrane 34 has an aperture 38 into which the wearer's nose is received in use of the cushion 30. The membrane 34 is spaced away from the rim 40 of the frame 32, and its outer surface 41 is of substantially the same shape as the rim 40. The outer surface 41 of the membrane 34 and the rim 40 of the frame 32 also can be described as generally saddle shaped. The shaping of the outer surface 41 of the membrane 34 and the rim 40 of the frame 32 also include respective notches 42, 44 that receive the bridge of the wearer's nose in use of the cushion 30.

As is best seen in FIG. 2, the frame 32 and the membrane 34 are integrally formed, typically by in a one-shot molding process. The frame 32 and the membrane 34 are fabricated from a resilient material. One suitable such material is SILASTIC™ silicone elastomer manufactured by Dow Corning. The frame 32, is one preferred embodiment, has a typical thickness at its rim 40 of 1.5 mm. The membrane 34, in a preferred embodiment, has a typical thickness of 0.35 mm. In this way, the membrane 34 is relatively more flexible than the rim 40.

In use of the cushion 30, a wearer's nose will be inserted in the aperture 38 to engage a seal forming portion 45 (formed between the dashed lines of FIG. 3) of the outer surface 41 to cause deformation of the membrane 34. Depending upon the

4

securing force supplied to the membrane 34, it may deform to a point where it butts against the rim 40 of the frame 32. The frame 32 has a rigidity sufficient to withstand usual securing pressures in use of the cushion 30 to tend to retain its shape and resist deformation. It thus acts as a supporting structure.

Referring now to FIG. 3, the nasal cushion 30 is shown attached to a mask body 46 by the edge 36 of the frame 32, adhered or otherwise secured to a flange 48 of the mask body 46. Only the outer surface 41 of the membrane 34 can be seen. The flange 48 includes three slots 50, 52, 54 from which tensioning straps can be attached to secure the cushion 30 and the mask body 46 (in combination) to the head of a wearer.

The mask body 46 forms a cavity that can receive the nose of the wearer by the aperture 38. A port 56 is provided at top of the mask body 46 by which breathable gas can be supplied to the chamber.

Referring now to FIG. 4, there is shown a nasal mask 60 including the mask body 46 and the mask cushion 30. A coupling tube 62 is connected at one end with the inlet port 56, and at the other to a socket 64 into which can be received a gas delivery tube 65 for the supply of breathable gas to the chamber internal of the mask body 46. The mask body 46 from a flow generator 67 also has two vent openings 66 by which expired gas is exhausted. A first fastening strap 68 is fixed between to the lower two slots 50, 54. The upper slot 52 receives an arm 70, the top end of which has a resilient pad 72 to engage the forehead of the wearer. The arm 70 has two slots 74 (only one slot shown in FIG. 4) along its side edges, by which a second fastening strap 78 is secured.

In fitting the nasal mask 60, the wearer's nose is received through the aperture 38 into the chamber within the mask body 46. The seal forming portion 45 thus contacts both the surface of the wearer's nose and a portion of the wearer's face in the region between the base of the nose and the upper lip, and around the sides and over the bridge of the nose. The shape of the seal forming portion 45 is particularly suited to effectively seal the difficult region of the facial contour that is the crease between the sides of the nose and the face. Depending upon the tension applied by the fastening straps 68, 78, a seal is formed with the membrane 34 remaining spaced from the rim 40 of the cushion frame 32. While the provision of pressurised gas to the chamber of the mask body 46 assists in the maintenance of a seal between the membrane 34 and the wearer's nose and face, it is not essential in most cases, and an effective seal will be formed absent any such pressurised gas. On relative movement of the mask 60 in relation to the wearer's head, the nose will be restrained by contacting frame 32. Thus only limited relative motion between the mask 60 and the wearer's nose and face occurs.

The membrane 34 closely imitates the facial contour, and because of its relatively lesser stiffness than frame 32, can conform to particular facial structures with minimum force, and without a tendency to fold or crease.

If the fastening strap 68, 78 are tensioned to excess, the membrane 34 deforms to abut the rim 40 of the cushion 32, the frame 32 thus acting as an "end limit". In such a configuration, almost zero relative movement can occur between the mask 60 and the wearer's head.

The nasal cushion 30 and nasal mask 60 has been described with reference to CPAP or assisted respiration treatment, however it is to be understood that the invention generally is applicable to any application where gas and/or atomised liquid is to be supplied to the entrance of the nasal airways. Such applications include nebulisers, gas masks and anaesthetic machines.

5

We claim:

1. A nasal mask cushion to sealingly connect a mask to a wearer's face, the cushion comprising:

a substantially triangularly-shaped frame of resilient material having a rim to substantially surround wearer's nose; 5
a membrane also of resilient material, said membrane being thinner than and relatively more flexible than said frame, and being of the same general shape as said rim and fixed to and extending away from said frame so as to have an outer surface spaced from said rim, a portion of said outer surface forming a face contacting seal portion that is pre-shaped to generally match the contours of the wearer's face, wherein the face contacting seal portion is structured such that it is not required to turn in on itself to conform with the wearer's face, in use; and 10
a nose-receiving cavity bounded by said frame and/or said membrane;

wherein:

the frame is sufficiently rigid to retain its shape and resist deformation so as to form a support structure for the membrane, 20

said frame is not in contact with the wearer's face in use, each of the frame and the membrane having an inner edge defining a respective aperture,

each of the frame and the membrane has an outer edge, the outer edges of the frame and the membrane joining one another, and 25

said seal portion is resiliently deformable towards said rim in use of said cushion.

2. A nasal cushion as claimed in claim 1, wherein said membrane and said rim have a co-located notch to accommodate the bridge of a nose. 30

3. A nasal cushion as claimed in claim 2, wherein said membrane and said rim are substantially saddle-shaped.

4. A nasal cushion as claimed in claim 3, wherein said membrane is shaped so that said seal portion, in use, contacts at least wearer's nose. 35

5. A nasal cushion as claimed in claim 4, wherein said seal portion, in use, contacts the facial tissue around the sides and over the bridge of the nose, and between the base of the nose and the top lip. 40

6. A nasal cushion as claimed in claim 1, wherein said rim and said seal portion are shaped to generally match facial contours in the region of facial tissue around the sides and over the bridge of the nose, and between the base of the nose and the top lip. 45

7. A nasal cushion as claimed in claim 1, wherein the face contacting seal portion is pre-shaped to closely imitate the contours of the wearer's face.

8. A nasal cushion as claimed in claim 1, wherein the face contacting seal portion is structured to enable contact with the wearer's face without folds or creases. 50

9. A nasal cushion as claimed in claim 1, wherein the membrane is less stiff than the frame, to conform with the wearer's facial structure with minimum force, without a tendency to fold or crease. 55

10. A nasal mask for connection to a wearer's face comprising:

a mask body for connection with a supply of breathable gas; and 60

a nasal cushion, the body and cushion defining a nose-receiving cavity, said cushion including:

a substantially triangularly-shaped frame of resilient material having a rim to substantially surround the wearer's nose; 65

a membrane also of resilient material, said membrane being thinner than and relatively more flexible than said

6

frame, and being of the same general shape as said rim and fixed to and extending away from said frame so as to have an outer surface spaced from said frame, a portion of said outer surface forming a face contacting seal portion that is pre-shaped to generally match the contours of the wearer's face, wherein the face contacting seal portion is structured such that it is not required to turn in on itself to conform with the wearer's face, in use; wherein:

the frame is sufficiently rigid to retain its shape and resist deformation so as to form a support structure for the membrane,

said frame is not in contact with the wearer's face in use, each of the frame and the membrane has an inner edge defining a respective aperture,

each of the frame and the membrane has a respective outer edge, the outer edges of the frame and the membrane joining one another, and

said seal portion is resiliently deformable towards said rim in use of said mask.

11. A nasal mask as claimed in claim 10, wherein said mask body includes attachment points.

12. A nasal mask as claimed in claim 11, further comprising securing straps fixed to said attachment points.

13. A nasal mask as claimed in claim 12, wherein said membrane and said rim each have a co-located notch to accommodate the bridge of a nose.

14. A nasal mask as claimed in claim 13, wherein said membrane and said rim are substantially saddle-shaped.

15. A nasal mask as claimed in claim 14, wherein said membrane is shaped so that said seal portion, in use, contacts at least wearer's nose.

16. A nasal mask as claimed in claim 15, wherein said seal portion, in use, contacts the facial tissue around the sides and over the bridge of the nose, and between the base of the nose and the top lip.

17. A nasal mask as claimed in claim 10, wherein said rim and said seal portion are shaped to generally match facial contours in the region of facial tissue around the sides and over the bridge of the nose, and between the base of the nose and the top lip.

18. A nasal mask cushion to sealingly connect a mask to a wearer's face, the cushion comprising:

a substantially triangularly-shaped frame of resilient material having a rim shaped to generally match facial contours in the region of facial tissue around the sides of the nose, and between the base of the nose and the top lip;

a membrane also of resilient material, the membrane being thinner than and relatively more flexible than the frame, and being of the same general shape as said rim and fixed to and extending away from the frame so as to have an outer surface spaced from the rim, a portion of said outer surface forming a face contacting seal portion that is pre-shaped to generally match the contours of the wearer's face, wherein the face contacting seal portion is structured such that it is not required to turn in on itself to conform with the wearer's face, in use; 55

a strap structured to secure the cushion to the patient's face, wherein, during normal application of strap tension, the seal portion is spaced from the rim of the cushion, and during excess application of strap tension, the seal portion deforms to abut against the rim of the cushion; and a nose-receiving cavity bounded by said frame and/or said membrane;

wherein:

the frame is sufficiently rigid to retain its shape and resist deformation so as to form a support structure for the membrane,

said frame is not in contact with the wearer's face in use, each of the frame and the membrane has an inner edge defining a respective aperture,

each of the frame and the membrane has an outer edge, the outer edges of the frame and membrane joining one another,

said seal portion is resiliently deformable towards said rim in use of said cushion, and

the spacing between the membrane and the rim is variable depending on strap tension and the contour of the wearer's face.

19. A mask cushion for sealingly connecting a mask to a patient's face during the administration of positive airway pressure, the cushion including:

a frame of resilient material, said frame having a rim for substantially surrounding a portion of the patient's face; a membrane of resilient material and fixed to and extending away from the frame so as to have an outer surface spaced from the rim, in at least one region of the frame, to define a gas-filled gap between the membrane and the frame before the cushion is in use, said membrane being longer than and/or fully covering or overlying the rim as seen in cross section,

a seal forming portion of said outer surface forming a face contacting seal, said seal forming portion being provided only on said membrane, said seal forming portion presenting a convex sealing surface to the patient's face; the membrane being pre-shaped to 1) generally match the contours of the patient's face; and 2) have the same general shape as said rim, wherein said seal forming portion is resiliently deformable into the gap towards the rim in use of the cushion, and wherein the face contacting seal portion is structured such that it is not required to turn in on itself to conform with the wearer's face, in use.

20. A mask cushion as claimed in claim 19, wherein said frame defines a nose receiving cavity, and the membrane includes a contoured notch to accommodate the bridge of the patient's nose.

21. A mask cushion as claimed in claim 20, wherein said rim has a preformed and contoured notch, co-located relative to the notch of the membrane, also to accommodate the bridge of the patient's nose.

22. A mask cushion as claimed in claim 19, wherein said membrane is shaped so that said seal forming portion, in use, contacts at least a patient's nose.

23. A mask cushion as claimed in claim 19, wherein the seal forming portion, in use, contacts the facial tissue around the sides and over the bridge of the nose, and between the base of the nose and the top lip.

24. A mask cushion as claimed in claim 19, wherein said rim and said seal forming portion are pre-shaped to generally match facial contours of the facial tissue around the sides and over the bridge of the nose, and between the base of the nose and the top lip.

25. A mask cushion as claimed in claim 19, wherein the frame and the membrane are formed as a one piece unit.

26. A mask cushion as claimed in claim 19, wherein the rim has a thickness that is greater than a thickness of the membrane.

27. A mask cushion as claimed in claim 26, wherein the rim is about four times thicker than the membrane.

28. A mask cushion as claimed in claim 26, wherein the rim thickness is about 1.5 mm, and the membrane thickness is about 0.35 mm.

29. A mask cushion as claimed in claim 19, further comprising a strap structured to secure the cushion to the patient's face, wherein, during normal application of strap tension, the seal forming portion is spaced from the rim of the cushion, and during excess application of strap tension, the seal forming portion deforms to abut against the rim of the cushion.

30. A mask cushion as claimed in claim 19, wherein the membrane is formed of silicone.

31. A mask cushion as claimed in claim 19, wherein the membrane is molded.

32. A mask cushion as claimed in claim 19, wherein the membrane is molded to generally match the contours of the patient's face even when the mask is not in use.

33. A mask cushion as claimed in claim 19, wherein the outer surface of the membrane is substantially the same shape as the rim of the frame in at least the one region.

34. A mask cushion as claimed in claim 19, wherein the gap is formed between the frame and the membrane in the lip region of the wearer, whereby the membrane may resiliently deform into the gap toward the frame in use of the cushion.

35. A mask cushion as claimed in claim 19, wherein the rim of the frame is designed to define a maximum deformation position of the membrane in normal use.

36. A mask cushion as claimed in claim 19, further comprising a strap structured to secure the cushion to the patient's face, wherein the outer surface forms a seal upon connection to the patient's face and application of minimal force, if any, to the strap.

37. A mask cushion as claimed in claim 19, wherein the rim of the frame is approximately 1.5 mm thick.

38. A mask cushion as claimed in claim 19, wherein the membrane is approximately 0.35 mm thick.

39. A mask cushion as claimed in claim 19, wherein the frame is formed of silicone.

40. A mask cushion as claimed in claim 19, wherein frame is molded.

41. A mask comprising a mask cushion as claimed in claim 19, said mask including a mask body for connection with a supply of breathable gas.

42. A mask as claimed in claim 41, wherein the body and the cushion define the nose-receiving cavity.

43. A mask as claimed in claim 41, wherein said mask body includes attachment points.

44. A mask as claimed in claim 41, further comprising securing straps fixed to said attachment points.

45. CPAP treatment apparatus comprising the mask as claimed in claim 41, the CPAP treatment apparatus including a flow generator for the supply of gas at a pressure elevated above atmospheric pressure; and a gas delivery conduit coupled to said flow generator.